

QFX[®]

WHERE THE PARTY BEGINS[™]



INSTRUCTION MANUAL

SAFETY GUIDELINES

Do not break, take apart, or damage the outside of the product.

Keep it clean and only use it for its intended purpose.

Keep out of children's reach and avoid playing at high volume to protect hearing.

Do not expose batteries to extreme heat.

REGLAS DE SEGURIDAD

No rompa, desmonte ni dañe el exterior del producto.

Manténgalo limpio y utilícelo únicamente para el fin previsto.

Manténgase fuera del alcance de los niños y evite jugar a un volumen alto para proteger la audición.

No exponga las baterías a calor extremo.

REGLES DE SECURITE

Ne rompez pas, ne descendez ni ne dañe l'extérieur du produit.

Manténgalo limpio y utilícelo únicamente para el fin previsto.

Gardez l'alcance des enfants hors de portée et évitez de jouer à un volume haut pour protéger l'audition.

Ne pas exposer les piles à des calories extrêmes.

Technical Specifications

Wireless standard: 5.3 + ESR

Transmission distance: 10 meters

Output power: 2 x 5W

Frequency effect: 20Hz~20KHz

Inside the speaker (ø52mm*2, 2Ω5W*2)

Input Power: DC5V/ 2A

Maximum current consumption: 750mAh

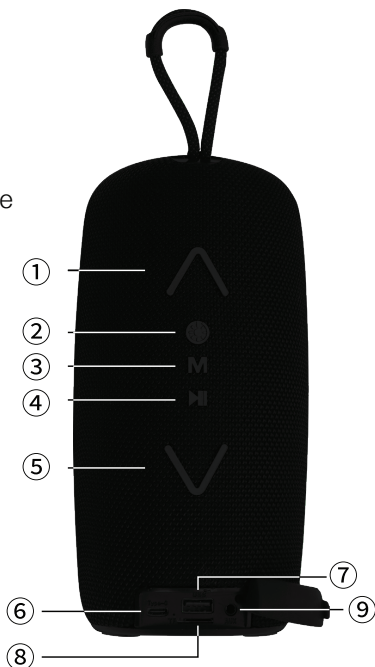
Battery Type: Polymer Li-ion 3.7V/1800mAh

Note:

The speaker is equipped with a battery over-charge protection circuit. The speaker can be connected to a computer or charged for long periods of time. The battery will take about six hours to fully charge. Every battery playback time will be different depending on music choice and volume.

Functions

1. Next song/Increase volume
2. ON/OFF Switch / LED
3. Mode Key (Switch to Radio) Bluetooth mode
4. Play music/Pause music
5. Previous song/Reduce volume
6. Charging Port
7. USB Port
8. TF Card slot
9. AUX



Pairing

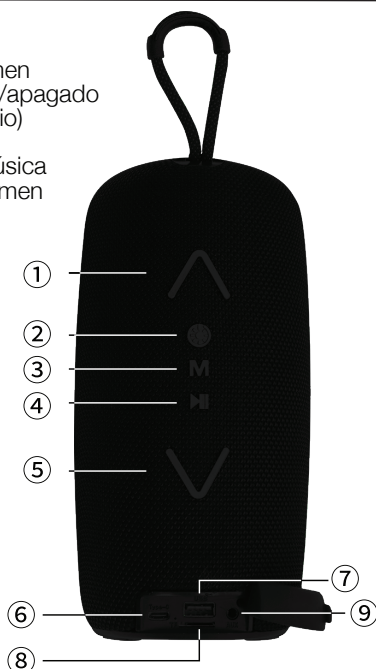
To pair the speaker, follow these steps:

1. Make sure the speaker is turned off.
2. Hold down the On/Off Switch for about 3 seconds until the blue light starts flashing.
3. Turn on the Bluetooth feature on your device and search for Bluetooth devices. Choose "QFX BT-32" to pair with the speaker. Refer to your device's user guide for more detailed instructions.
4. Once the pairing is successful, the speaker will display colorful lights.
5. If prompted, use the passcode "0000" to complete the pairing process. Once paired, you won't need a password to reconnect in the future.

Note: To use the radio press and hold play/pause button to switch station.

Funciones

1. Siguiente canción/Subir volumen
2. Interruptor/LED de encendido/apagado
3. Tecla de modo (cambiar a radio)
modo bluetooth
4. Reproducir música/Pausar música
5. Canción anterior/Reducir volumen
6. Puerto de carga
7. Puerto USB
8. Ranura para tarjeta TF
9. auxiliar



Pairing

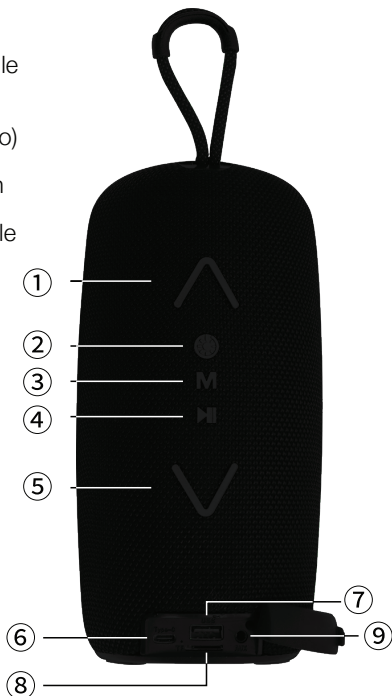
Para emparejar el altavoz, siga estos pasos:

1. Asegúrese de que el altavoz esté apagado.
2. Mantén presionado el interruptor de encendido/apagado durante aproximadamente 3 segundos hasta que la luz azul comience a parpadear.
3. Active la función Bluetooth en su dispositivo y busque Dispositivos Bluetooth. Elija "QFX BT-32" para emparejarlo con el altavoz. Consulte la guía del usuario de su dispositivo para obtener instrucciones más detalladas.
4. Una vez que el emparejamiento sea exitoso, el altavoz mostrará luces de colores.
5. Si se le solicita, use el código de acceso "0000" para completar el emparejamiento. proceso. Una vez vinculado, no necesitará una contraseña para volver a conectarse en el futuro.

Nota: Para la radio, mantén pulsado play/pause.

Les fonctions

1. Chanson suivante/Augmenter le volume
2. Interrupteur marche/arrêt/LED
3. Touche Mode (passer à la radio)
Mode Bluetooth
4. Jouer de la musique/mettre en pause la musique
5. Chanson précédente/Réduire le volume
6. Port de chargement
7. Port USB
8. Emplacement pour carte TF
9. AUX



Couplage

Pour coupler l'enceinte, procédez comme suit :

1. Assurez-vous que le haut-parleur est éteint.
2. Maintenez l'interrupteur marche/arrêt pendant 3 secondes jusqu'à ce que la lumière bleue clignote..
3. Activez la fonction Bluetooth sur votre appareil et recherchez Appareils Bluetooth. Choisissez « QFX BT-32 » pour l'associer au haut-parleur. Reportez-vous au guide d'utilisation de votre appareil pour des instructions plus détaillées.
4. Une fois l'appariement réussi, le haut-parleur affichera des lumières colorées.
5. Si vous y êtes invité, utilisez le mot de passe « 0000 » pour terminer le couplage. processus. Une fois couplé, vous n'aurez pas besoin d'un mot de passe pour vous reconnecter l'avenir.

Note: Pour la radio, maintenez enfoncé le bouton lecture/pause.



LIMITED PRODUCT WARRANTY POLICY

Before returning your Product for service under this Warranty, please (i) read the instruction manual carefully and visit our website at www.qfxusa.com for Product updates and extended support documentation (e.g., Common Troubleshooting Guides); (ii) if you are still having trouble with your Product, please contact the QFX Customer Support Department.

Subject to the terms and conditions herein, QFX, Inc. (herein after called "QFX") warrants to the original purchaser of the Product ("Customer") that for the applicable Warranty Period listed below, the Product will be free from defects in material or workmanship under normal, non-commercial use ("Defects").

Warranty Period encompasses, as listed below, separate "Coverage Periods" for Parts and Labor, each Coverage Period to begin from the original date of Customer purchase. If Customer returns a defective Product (or any component thereof) during the applicable Warranty Period, QFX will, at its option, during the specified Coverage Periods for Parts and Labor (as applicable either: (i) repair the Product (or, as applicable, any component thereof) or (ii) replace the Product (or, as applicable, any component thereof) with a new or refurbished Product (or, as applicable, any component thereof), in either case free of charge to Customer for Parts and/or Labor (as applicable) during the specified Coverage Period only, and excluding applicable shipping charges (noted below), for which the Customer is responsible. The foregoing states the Customer's exclusive remedy and QFX sole liability for breach of the limited warranty contained herein.

This warranty covers only normal use. This warranty is not transferable. QFX is not responsible for warranty replacement should the QFX label or logo be removed or should the product fail to be properly maintained or fail to function properly as a result of misuse, abuse, immersion in liquids, improper installation, improper shipping, damage caused by disasters such as fire, flood, or service other than by QFX. In addition, this warranty excludes any Product (or, as applicable, any component thereof) that has been subject to or Defects resulting from: (a) any neglect or misuse by a Customer, an accident, improper application, violation of operating instructions for the Product, any other Customer-induced damage, or the alteration or removal of any Product serial number; (b) any modification or repair to Product (or, as applicable, any component thereof) by any party other than QFX or a party authorized in writing by QFX; (c) any damage to Product (or, as applicable, any component thereof) due to power surges, incorrect electrical voltage, misconnection to any device, or malfunction of any device used with the Product (or, as applicable, any component thereof); (d) cosmetic damage to the Product (or, as applicable, any component thereof) caused by normal wear and tear; (e) shipping damage that occurs while the Product is in transit; (f) damage caused by heat sources, sunlight, electromagnetic conditions, or other climatic conditions or (g) any acts of God.

Product is sold to Customer for personal, non-commercial use only. Product is not warranted for Customer's commercial or rental use. In addition, Product is not warranted against failure, and should not be used by Customer for any application where (i) there is a risk that any data stored on Product will be breached or otherwise compromised, or (ii) the date stored on Product is relied upon for medical or lifesaving applications. QFX disclaims any Warranty for any of the foregoing uses to the fullest extent permitted by law. Customer assumes any and all risks associated with such uses of Product, and agrees to indemnify QFX for any damages claimed against QFX for such uses.





EXCEPT FOR EXPRESS WARRANTIES STATED ABOVE AND TO THE MAXIMUM EXTENT PERMITTED BY LAW, THE

PRODUCTS ARE PROVIDED "AS IS" AND QFX DISCLAIMS ALL OTHER WARRANTIES, INCLUDING WITHOUT LIMITATION ANY IMPLIED WARRANTY (i) OF MERCHANTABILITY, (ii) OF FITNESS FOR A PARTICULAR PURPOSE, OR (iii) OF NON-INFRINGEMENT OF THIRD PARTY RIGHTS. TO THE MAXIMUM EXTENT PERMITTED BY APPLICABLE LAW, IN NO EVENT WILL QFX BE LIABLE TO CUSTOMER OR ANY THIRD PARTY FOR ANY INDIRECT, SPECIAL, INCIDENTAL, CONSEQUENTIAL, EXEMPLARY OR PUNITIVE DAMAGES, INCLUDING, WITHOUT LIMITATION, ANY LOST PROFITS OR REVENUES, LOSS OR INACCURACY OF ANY DATA OR COST OF SUBSTITUTE GOODS, REGARDLESS OF THE THEORY OF LIABILITY (INCLUDING NEGLIGENCE) AND EVEN IF QFX HAS BEEN ADVISED OF THE POSSIBILITY OF SUCH DAMAGES, QFX AGGREGATE LIABILITY TO CUSTOMER FOR ACTUAL DIRECT DAMAGES FOR ANY CAUSE WHATSOEVER SHALL BE LIMITED TO THE CUMULATIVE PRODUCT FEES PAID BY THAT CUSTOMER FOR THE PRODUCTS CAUSING THE DAMAGES, IF ANY.

This Warranty gives Customer specific rights, and Customer may also have other rights that vary from jurisdiction to jurisdiction.

Warning: Some Products may contain components that are small enough to be swallowed. Please keep out of reach of children. In order for the return to be processed, you must send the Product PREPAID to the address below in the original packaging or reasonable substitute to prevent damage and include: (1) a dated sales receipt (which must have a purchase date that falls in the Warranty Period specified in the table below) that indicates the place of purchase, model number of Product, and amount paid, (2) a detailed description of Customer's problem with Product, (3) Customer's full name, phone number, and return address, (3) all of the accessories that came with the Product package must be sent along with the main Product, (4) a cashier's check or money order payable to QFX, Inc., in the amount specified for the item in the product table below for return shipping and handling. If in the case you cannot provide a money order or cashier's check, you can contact The QFX Customer Support Representative to arrange payment via credit card. No returned Product will be shipped back to a PO BOX. If a returned Product is found to have no problem and/or does not include ALL of the requirements indicated above, it may be returned back to the customer and will not be processed.

QFX USA®, Inc.
RMA Processing
Customer Support Department
2957 E. 46th Street | Vernon, CA 90058

 support@qfxusa.com
 (800) 864-CLUB (2582) or (323) 864-6900
 qfxusa.com
 Hours of Operation: Monday - Friday, 9am - 5pm PST

All prices and details below are for US Destinations excluding, Hawaii, Alaska and Puerto Rico. For excluded destinations and NON US destinations, please contact The QFX Customer Support Department directly for additional shipping fees and return instructions.

If you do not find your Product below, your Product model conflicts with multiple categories, and/or are unsure of which category the Product you have purchased will fall under, please contact our Customer Support Department for further instruction.

In order to determine the exact shipping cost that must be included with your prouuct or paid for the product being returned, please refer to the table below. Please find the product you wish to return by category or model number prefix. QFX will not provide any return or refund to any customer for merchandise and will only honor the Limited Warranty restrictions mentioned in this document.

Please make sure to follow all directions prior to shipping back your item. If you are not sure what the shipping cost for your item is, or if your item category conflicts in the table below, please feel free to contact the QFX Support Department for further assistance.

PRODUCT CATEGORY	HANDLING	LABOR	PARTS
Earphones, Headphones, Pocket Radios, & Small Bluetooth vSpeakers	\$5.00	1 Year	1 Year
Personal Stereos	\$10.00	1 Year	1 Year
Portable Radio/Cassette	\$15.00	1 Year	1 Year
Large Portable Radio Cassette	\$20.00	1 Year	1 Year
Mobile Audio	\$10.00	1 Year	1 Year
Pro Audio SBX Systems	\$75.00	1 Year	1 Year
Pro Audio PBX Systems	\$75.00	1 Year	1 Year
Televisions	\$25.00	1 Year	1 Year
Telephones	\$10.00	1 Year	1 Year

THE WARRANTY AND REMEDY PROVIDED ABOVE ARE EXCLUSIVE AND IN LIEU OF ALL OTHER EXPRESSED OR IMPLIED WARRANTIES INCLUDING, BUT NOT LIMITED TO, THE IMPLIED WARRANTIES OF MERCHANTABILITY, NON-INFRINGEMENT OR FITNESS FOR A PARTICULAR PURPOSE. SOME LAWS DO NOT ALLOW THE EXCLUSION OF IMPLIED WARRANTIES. IF THESE LAWS APPLY, THEN ALL EXPRESSED OR IMPLIED WARRANTIES ARE LIMITED TO THE WARRANTY PERIOD IDENTIFIED ABOVE. UNLESS STATED HEREIN, ANY STATEMENT OR REPRESENTATIONS MADE BY ANY OTHER PERSONS OR FIRM ARE VOID. EXCEPT AS PROVIDED IN THIS WRITTEN WARRANTY, QFX SHALL NOT BE LIABLE FOR ANY LOSS, INCONVENIENCE, OR DAMAGE, INCLUDING DIRECT, SPECIAL, INCIDENTAL OR CONSEQUENTIAL DAMAGES, RESULTING FROM THE USE OR INABILITY TO USE THE QFX PRODUCT, WHETHER RESULTING FROM BREACH OF WARRANTY OR ANY OTHER LEGAL THEORY.

Some jurisdictions do not allow limitations on how long an implied warranty lasts, and some jurisdictions do not allow the exclusion or limitation of incidental or consequential damages, so the above limitations and exclusions may not apply to you. This warranty gives you special legal rights and you may have other rights which vary from jurisdiction to jurisdiction.

Copyright Protected 2024 ©


1-800-864-2582
Mon-Fri 9AM - 5PM (PST)


support@qfxusa.com
Mon-Fri 9AM - 5PM (PST)


www.qfxusa.com

THANK YOU.

QFX Where the Party Begins!

We would love to hear about your BT-32 Journey!
Tag us **@QFXUSA** to share your stories.

FOLLOW US @QFXUSA

