



WHERE THE PARTY BEGINS™



# INSTRUCTION MANUAL

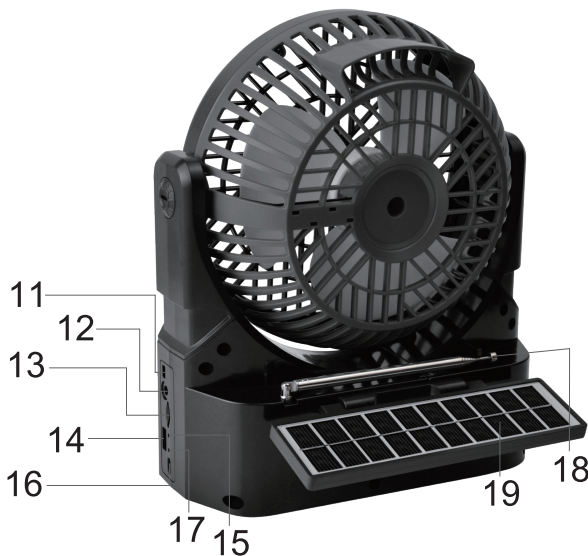
## FUNCTIONS

1. Fan
2. LED light
3. Speaker
4. OFF/Volume tuning knob
5. Fan speed
6. Previous
7. Play/pause
8. Next
9. Band tuning knob
10. Function switch
11. OFF/LED light switch
12. AUX input jack
13. TF card slot
14. USB slot
15. Power indicator light
16. Charge indicator light
17. DC 5V input jack
18. Telescopic antenna
19. Solar panel



## FUNCIONES

1. Ventilador
2. Luz LED
3. Altavoz
4. Botón de ajuste de apagado / volumen
5. Velocidad del ventilador
6. Anterior
7. Reproducción/pausa
8. Siguiente
9. Perilla de ajuste de banda
10. Interruptor de función
11. Interruptor de luz off / LED
12. Conector de entrada auxiliar
13. Ranura para tarjeta tf
14. Ranura usb
15. Luz indicadora de alimentación
16. Indicador de carga
17. Conector de entrada de 5V CC
18. Antena telescópica
19. Paneles solares



## LES FONCTIONS

1. Ventilateur
2. Lumière LED
3. Haut-parleur
4. Off / bouton de réglage du volume
5. Vitesse du ventilateur
6. Précédent
7. Lecture/pause
8. Suivant
9. Bouton d'accord de bande
10. Interrupteur fonctionnel
11. Interrupteur de lumière off / LED
12. Prise d'entrée auxiliaire
13. Fente pour carte tf
14. Fente usb
15. Indicateur de puissance
16. Indicateur de charge
17. Prise d'entrée cc 5V
18. Antenne télescopique
19. Panneau solaire

Questions? Comments? Contact Us Anytime  
Preguntas? Comentarios? Contáctenos en cualquier momento  
Des questions? Commentaires? Contactez-nous à tout moment



1-800-864-CLUB (2582)  
Mon-Fri 9AM - 5PM (PST)



support@qfxusa.com  
Mon-Fri 9AM - 5PM (PST)



## Modes

Toggle the mode button on unit to select between Bluetooth and FM/AM/SW Radio. Whenever a USB drive or TF card with MP3 songs stored on them is plugged in, the unit will automatically start playing music. AUX Input source will also start playing automatically.

## Bluetooth

To connect your mobile device via Bluetooth, turn Bluetooth on your device, then connect it to "QFX R-53". Once connected, you can play audio wirelessly from your device.

## Light and Fan

Long-press the light switch to turn the light ON or OFF. Turn on the fan switch to turn on the fan. Continue to turn the knob to adjust the fan wind level.

## Safety

Fully charge the R-53 each time before use in order to extend operating time and prolong battery. When not in use for a long periods of time, please unplug all power plugs.

## Modas

Alterne el botón de modo en la unidad o el control remoto para seleccionar entre Bluetooth y Radio FM/AM/SW. Cada vez que se conecta una unidad USB o una tarjeta TF con canciones MP3 almacenadas, la unidad comenzará a reproducir música automáticamente. La fuente de entrada AUX también comenzará a reproducirse automáticamente.

## Bluetooth

Para conectar su dispositivo móvil a través de Bluetooth, active Bluetooth en su dispositivo y luego conéctelo a "QFX R-53". Una vez conectado, puede reproducir audio de forma inalámbrica desde su dispositivo.

## Luces y ventiladores

Presione el interruptor de la luz durante mucho tiempo para encender o apagar la luz. Encienda el interruptor del ventilador para encender el ventilador. Continúe girando la perilla para ajustar el nivel de viento del ventilador.

## Seguridad

Cargue completamente el R-53 cada vez antes de usarlo para extender el tiempo de funcionamiento y prolongar el uso de la batería. Cuando no esté en uso durante largos períodos de tiempo, desenchufe todos los enchufes.

## Modes

Basculez le bouton de mode sur l'appareil ou la télécommande pour choisir entre Bluetooth et radio FM/AM/SW. Chaque fois qu'une clé USB ou une carte TF contenant des chansons MP3 est branchée, l'appareil commence automatiquement à jouer de la musique. La source d'entrée AUX commencera également à jouer automatiquement.

## Bluetooth

Pour connecter votre appareil mobile via Bluetooth, activez Bluetooth sur votre appareil, puis connectez-le au « QFX R-53 ». Une fois connecté, vous pouvez lire de l'audio sans fil depuis votre appareil.

## Lampes et ventilateurs

Appuyez longuement sur l'interrupteur d'éclairage pour allumer ou éteindre la lumière. Allumer l'interrupteur du ventilateur pour allumer le ventilateur. Continuez à tourner le bouton pour ajuster la classe de vent du ventilateur.

## Sécurité

Chargez complètement le R-53 à chaque fois avant utilisation afin de prolonger la durée de fonctionnement et de prolonger l'utilisation de la batterie. Lorsqu'il n'est pas utilisé pendant de longues périodes, veuillez débrancher toutes les prises d'alimentation.

## FCC Statement

This equipment has been tested and found to comply with the limits for a Class B digital device, pursuant to Part 15 of the FCC Rules. These limits are designed to provide reasonable protection against harmful interference in a residential installation. This equipment generates uses and can radiate radio frequency energy and, if not installed and used in accordance with the instructions, may cause harmful interference to radio communications. However, there is no guarantee that interference will not occur in a particular installation. If this equipment does cause harmful interference to radio or television reception, which can be determined by turning the equipment off and on, the user is encouraged to try to correct the interference by one or more of the following measures:

- Reorient or relocate the receiving antenna.
- Increase the separation between the equipment and receiver.
- Connect the equipment into an outlet on a circuit different from that to which the receiver is connected.
- Consult the dealer or an experienced radio/TV technician for help.

This device complies with part 15 of the FCC Rules. Operation is subject to the following two conditions:

- (1) This device may not cause harmful interference, and
- (2) this device must accept any interference received, including interference that may cause undesired operation.

Changes or modifications not expressly approved by the party responsible for compliance could void the user's authority to operate the equipment.



## LIMITED PRODUCT WARRANTY POLICY

Before returning your Product for service under this Warranty, please (i) read the instruction manual carefully and visit our website at [www.qfxusa.com](http://www.qfxusa.com) for Product updates and extended support documentation (e.g., Common Troubleshooting Guides); (ii) if you are still having trouble with your Product, please contact the QFX Customer Support Department.

Subject to the terms and conditions herein, QFX, Inc. (herein after called "QFX") warrants to the original purchaser of the Product ("Customer") that for the applicable Warranty Period listed below, the Product will be free from defects in material or workmanship under normal, non-commercial use ("Defects").

Warranty Period encompasses, as listed below, separate "Coverage Periods" for Parts and Labor, each Coverage Period to begin from the original date of Customer purchase. If Customer returns a defective Product (or any component thereof) during the applicable Warranty Period, QFX will, at its option, during the specified Coverage Periods for Parts and Labor (as applicable either: (i) repair the Product (or, as applicable, any component thereof) or (ii) replace the Product (or, as applicable, any component thereof) with a new or refurbished Product (or, as applicable, any component thereof), in either case free of charge to Customer for Parts and/or Labor (as applicable) during the specified Coverage Period only, and excluding applicable shipping charges (noted below), for which the Customer is responsible. The foregoing states the Customer's exclusive remedy and QFX sole liability for breach of the limited warranty contained herein.





This warranty covers only normal use. This warranty is not transferable. QFX is not responsible for warranty replacement should the QFX label or logo be removed or should the product fail to be properly maintained or fail to function properly as a result of misuse, abuse, immersion in liquids, improper installation, improper shipping, damage caused by disasters such as fire, flood, or service other than by QFX. In addition, this warranty excludes any Product (or, as applicable, any component thereof) that has been subject to or Defects resulting from: (a) any neglect or misuse by a Customer, an accident, improper application, violation of operating instructions for the Product, any other Customer-induced damage, or the alteration or removal of any Product serial number; (b) any modification or repair to Product (or, as applicable, any component thereof) by any party other than QFX or a party authorized in writing by QFX; (c) any damage to Product (or, as applicable, any component thereof) due to power surges, incorrect electrical voltage, misconnection to any device, or malfunction of any device used with the Product (or, as applicable, any component thereof); (d) cosmetic damage to the Product (or, as applicable, any component thereof) caused by normal wear and tear; (e) shipping damage that occurs while the Product is in transit; (f) damage caused by heat sources, sunlight, electromagnetic conditions, or other climatic conditions or (g) any acts of God.

Product is sold to Customer for personal, non-commercial use only. Product is not warranted for Customer's commercial or rental use. In addition, Product is not warranted against failure, and should not be used by Customer for any application where (i) there is a risk that any data stored on Product will be breached or otherwise compromised, or (ii) the date stored on Product is relied upon for medical or lifesaving applications. QFX disclaims any Warranty for any of the foregoing uses to the fullest extent permitted by law. Customer assumes any and all risks associated with such uses of Product, and agrees to indemnify QFX for any damages claimed against QFX for such uses.

EXCEPT FOR EXPRESS WARRANTIES STATED ABOVE AND TO THE MAXIMUM EXTENT PERMITTED BY LAW, THE PRODUCTS ARE PROVIDED "AS IS" AND QFX DISCLAIMS ALL OTHER WARRANTIES, INCLUDING WITHOUT LIMITATION ANY IMPLIED WARRANTY (i) OF MERCHANTABILITY, (ii) OF FITNESS FOR A PARTICULAR PURPOSE, OR (iii) OF NON-INFRINGEMENT OF THIRD PARTY RIGHTS. TO THE MAXIMUM EXTENT PERMITTED BY APPLICABLE LAW, IN NO EVENT WILL QFX BE LIABLE TO CUSTOMER OR ANY THIRD PARTY FOR ANY INDIRECT, SPECIAL, INCIDENTAL, CONSEQUENTIAL, EXEMPLARY OR PUNITIVE DAMAGES, INCLUDING, WITHOUT LIMITATION, ANY LOST PROFITS OR REVENUES, LOSS OR INACCURACY OF ANY DATA OR COST OF SUBSTITUTE GOODS, REGARDLESS OF THE THEORY OF LIABILITY (INCLUDING NEGLIGENCE) AND EVEN IF QFX HAS BEEN ADVISED OF THE POSSIBILITY OF SUCH DAMAGES, QFX AGGREGATE LIABILITY TO CUSTOMER FOR ACTUAL DIRECT DAMAGES FOR ANY CAUSE WHATSOEVER SHALL BE LIMITED TO THE CUMULATIVE PRODUCT FEES PAID BY THAT CUSTOMER FOR THE PRODUCTS CAUSING THE DAMAGES, IF ANY.

This Warranty gives Customer specific rights, and Customer may also have other rights that vary from jurisdiction to jurisdiction. Warning: Some Products may contain components that are small enough to be swallowed. Please keep out of reach of children. In order for the return to be processed, you must send the Product PREPAID to the address below in the original packaging or reasonable substitute to prevent damage and include: (1) a dated sales receipt (which must have a purchase date that falls in the Warranty Period specified in the table below) that indicates the place of purchase, model number of Product, and amount paid, (2) a detailed description of Customer's problem with Product, (3) Customer's full name, phone number, and return address, (3) all of the accessories that came with the Product package must be sent along with the main Product, (4) a cashier's check or money order payable to QFX, Inc., in the amount specified for the item in the product table below for return shipping and handling. If in the case you cannot provide a money order or cashier's check, you can contact The QFX Customer Support Representative to arrange payment via credit card. No returned Product will be shipped back to a PO BOX. If a returned Product is found to have no problem and/or does not include ALL of the requirements indicated above, it may be returned back to the customer and will not be processed.

**QFX USA®, Inc.**  
RMA Processing  
Customer Support Department  
2957 E. 46th Street | Vernon, CA 90058

 [support@qfxusa.com](mailto:support@qfxusa.com)  
 (800) 864-CLUB (2582) or (323) 864-6900  
 [qfxusa.com](http://qfxusa.com)  
 Hours of Operation: Monday - Friday, 9am - 5pm PST

All prices and details below are for US Destinations excluding, Hawaii, Alaska and Puerto Rico. For excluded destinations and NON US destinations, please contact The QFX Customer Support Department directly for additional shipping fees and return instructions.

If you do not find your Product below, your Product model conflicts with multiple categories, and/or are unsure of which category the Product you have purchased will fall under, please contact our Customer Support Department for further instruction.

In order to determine the exact shipping cost that must be included with your product or paid for the product being returned, please refer to the table below. Please find the product you wish to return by category or model number prefix. QFX will not provide any return or refund to any customer for merchandise and will only honor the Limited Warranty restrictions mentioned in this document.

Please make sure to follow all directions prior to shipping back your item. If you are not sure what the shipping cost for your item is, or if your item category conflicts in the table below, please feel free to contact the QFX Support Department for further assistance.

PRODUCT CATEGORY	HANDLING	LABOR	PARTS
Earphones, Headphones, Pocket Radios, & Small Bluetooth vSpeakers	\$5.00	1 Year	1 Year
Personal Stereos	\$10.00	1 Year	1 Year
Portable Radio/Cassette	\$15.00	1 Year	1 Year
Large Portable Radio Cassette	\$20.00	1 Year	1 Year
Mobile Audio	\$10.00	1 Year	1 Year
Pro Audio SBX Systems	\$75.00	1 Year	1 Year
Pro Audio PBX Systems	\$75.00	1 Year	1 Year
Televisions	\$25.00	1 Year	1 Year
Telephones	\$10.00	1 Year	1 Year

THE WARRANTY AND REMEDY PROVIDED ABOVE ARE EXCLUSIVE AND IN LIEU OF ALL OTHER EXPRESSED OR IMPLIED WARRANTIES INCLUDING, BUT NOT LIMITED TO, THE IMPLIED WARRANTIES OF MERCHANTABILITY, NON-INFRINGEMENT OR FITNESS FOR A PARTICULAR PURPOSE. SOME LAWS DO NOT ALLOW THE EXCLUSION OF IMPLIED WARRANTIES. IF THESE LAWS APPLY, THEN ALL EXPRESSED OR IMPLIED WARRANTIES ARE LIMITED TO THE WARRANTY PERIOD IDENTIFIED ABOVE. UNLESS STATED HEREIN, ANY STATEMENT OR REPRESENTATIONS MADE BY ANY OTHER PERSONS OR FIRM ARE VOID. EXCEPT AS PROVIDED IN THIS WRITTEN WARRANTY, QFX SHALL NOT BE LIABLE FOR ANY LOSS, INCONVENIENCE, OR DAMAGE, INCLUDING DIRECT, SPECIAL, INCIDENTAL OR CONSEQUENTIAL DAMAGES, RESULTING FROM THE USE OR INABILITY TO USE THE QFX PRODUCT, WHETHER RESULTING FROM BREACH OF WARRANTY OR ANY OTHER LEGAL THEORY.

Some jurisdictions do not allow limitations on how long an implied warranty lasts, and some jurisdictions do not allow the exclusion or limitation of incidental or consequential damages, so the above limitations and exclusions may not apply to you. This warranty gives you special legal rights and you may have other rights which vary from jurisdiction to jurisdiction.

Copyright Protected 2024 ©



1-800-864-2582  
Mon-Fri 9AM - 5PM (PST)



support@qfxusa.com  
Mon-Fri 9AM - 5PM (PST)



[www.qfxusa.com](http://www.qfxusa.com)

# THANK YOU.

**QFX** Where the Party Begins!

We would love to hear about your R-53 journey!  
Tag us **@QFXUSA** to share your stories.

FOLLOW US @QFXUSA

