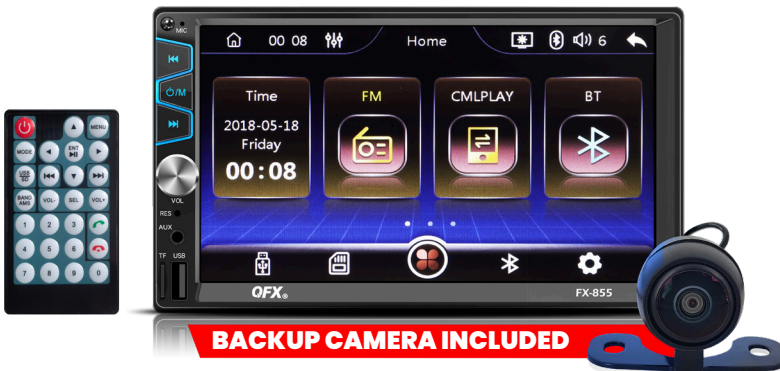


FX-855

# QFX

WHERE THE PARTY BEGINS™



**BACKUP CAMERA INCLUDED**

 **Bluetooth™**

**INSTRUCTION MANUAL**



# FX-855 SAFETY

## GENERAL SAFETY

- Before using the FX-855, please read these safety precautions and keep them for future reference.
- Improper connections and use may increase the risk of electric shock, fire and/or personal injury. The manufacturer will not be held liable in the event that the unit is used incorrectly or if the instructions in this manual are not followed.
- This car audio system is intended for personal use only. Do not use it for commercial purposes.
- Do not use any accessories not recommended by the manufacturer as they may damage the unit and/or cause injuries.
- Keep the packaging material out of the reach of children.
- This unit may be used by children aged 8 years or older, or by persons with diminished physical, sensory or mental capabilities or lacking experience or knowledge, provided that they are properly supervised on its proper and safe use.
- Do not use the unit in a potentially explosive atmosphere or in the presence of inflammable liquids, gases or dust.
- Do not use the unit in the presence of open flames or sparks. Remove any ignition sources while using the unit.
- Keep the unit dry. Do not immerse it in water or any other liquids. Do not expose the unit to water drips or splashes. Objects filled with liquids, such as vases, must not be placed on the unit.
- Do not use the unit in places exposed to humidity or inclement weather, or in damp locations.
- Do not cover the unit with newspaper, cloths, curtains or other similar objects.
- Do not directly expose the unit to sunlight or heat.

## INSTALLATION SAFETY

- If the car audio system or the wiring are damaged, do not use until it has been returned to the manufacturer or the customer service department for repair or replacement.

- Do not modify the wiring yourself. If the wiring does not match the connections in your vehicle, have any modifications performed by a qualified automotive technician.
- Before connecting the unit, check to confirm that:
  - The unit and its components are undamaged. If any damage is noted, do not use the unit; return it for inspection and repair.
  - The voltage indicated on the unit's specification plate corresponds to your vehicle.
  - Do not disassemble the unit yourself. It must only be disassembled, repaired or inspected by a suitably qualified installer.
  - The car audio system must be used only in vehicles with a 12 V DC supply. Do not connect the unit to other systems (e.g. 6VDC or 24VDC).
- Local laws may restrict the use of this unit while driving and may sanction any misuse. Always abide by applicable local laws when using this unit.
- Do not allow yourself be distracted or disturbed by this unit while driving. Lack of concentration may cause an accident. Remember that you are in control of and responsible for the vehicle that you are driving.
- Do not use the unit in unsafe driving conditions (bad weather, dangerous roads, dense traffic, etc.).
- Keep the volume at a suitable level. Excessive volume may prevent you from hearing noises and outside sounds and may result in an accident. Prolonged exposure to high volumes (especially with headphones) can damage your hearing. Avoid setting the volume too high or using the unit for too long.

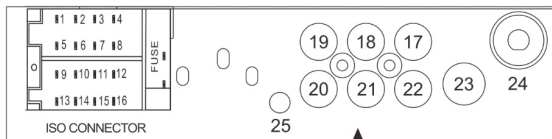
## MAINTENANCE

- Cleaning the unit: Wipe off any dirt on the panel with a dry silicon or soft cloth. Failure to observe this precaution may result in damage to the monitor or unit.
- Cleaning the connector: Wipe off dirt on the connector of the unit and faceplate using a cotton swab or cloth.



# FX-855 WIRING AND CONNECTIONS

1. Rear Right (+) Speaker VIOLET
2. Front Right (+) Speaker GRAY
3. Front Left (+) Speaker WHITE
4. Rear Left (+) Speaker GREEN
5. Rear Right (-) Speaker VIOLET/BLACK
6. Front Right (-) Speaker GRAY/BLACK
7. Front Left (-) Speaker WHITE/BLACK
8. Rear Left (-) Speaker WHITE/BLACK
9. Parking Sensor Control Wires (PINK)
10. Steering Wheel Key Control Line (BROWN)
11. Power Antenna/Amplifier Turn On (BLUE) or NC
12. +12v Accessory/Switch (RED)
13. Brake Line (ORANGE)
14. +12v Constant Power Supply (YELLOW)
15. High Beam Line (BROWN/BLACK) or NC
16. Ground Wire (BLACK)



17. Video Input
18. Video Input 1
19. Video Output R

20. Audio Output L
21. Video Output 2
22. Rearview

23. ANT
24. GPS ANT (Optional)

## OPERATING INSTRUCTIONS

### Power On/Off

- When you start the vehicle, the unit will turn on automatically displaying the animated logo.
- When you turn the vehicle off, the unit will turn off automatically.



APPLE carplay  
&  
android **AUTO**

### FCC STATEMENT

Changes or modifications not expressly approved by the party responsible for compliance could void the user's authority to operate the equipment.

This equipment has been tested and found to comply with the limits for a Class B digital device, pursuant to Part 15 of the FCC Rules. These limits are designed to provide reasonable protection against harmful interference in a residential installation. This equipment generates uses and can radiate radio frequency energy and, if not installed and used in accordance with the instructions, may cause harmful interference to radio communications.

However, there is no guarantee that interference will not occur in a particular installation. If this equipment does cause harmful interference to radio or television reception, which can be determined by turning the equipment off and on, the user is encouraged to try to correct the interference by one or more of the following measures:

- Reorient or relocate the receiving antenna.
- Increase the separation between the equipment and receiver.
- Connect the equipment into an outlet on a circuit different from that to which the receiver is connected.
- Consult the dealer or an experienced radio/TV technician for help

This device complies with part 15 of the FCC rules. Operation is subject to the following two conditions (1) this device may not cause harmful interference, and (2) this device must accept any interference received, including interference that may cause undesired operation.

This equipment complies with FCC radiation exposure limits set forth for an uncontrolled environment. This equipment should be installed and operated with minimum distance 20cm between the radiator & your body.



ICON	FUNCTION
	Power/Volume

### OPERATION

- 1 In unit is off, press this button and the system will turn on.
- 2 While on, short-pressing this will be in mode conversion function.
- 3 Turn this knob clockwise to increased volume.
- 4 Turn this knob counterclockwise, to decreased volume.

	Main Interface
	Back/Previous
	Next/Forward
	Various Modes

- 5 Click to enter into main interface.

	Reset Button
	Navigation/Play/Pause
	Answer or Hang Up Calls
	Number key Entry

- 6 Click to go back to the previous screen or backward.
- 7 Click to go the next screen or forward.
- 8 Press to enter the desired mode: AM/FM Radio, Music, Movie, Photo or Bluetooth.  
Additional modes include: USB, TF, Audio/Video, Rearview, Wallpaper, Carplay, Android Auto and System Settings.
- 9 When the system is disordered, insert the stick to reset the system.
- 10 Use the up/down/left/right buttons to navigate menus screen. Use middle button to Play/Pause music.
- 11 Press the green button to answer calls and red button to hang up call.
- 12 Enter 0-9 numeric values for any functions that require it.



# FX-855 MENU SCREENS

The FX-855 provides an easy-to-operate, intuitive touchscreen interface. From the Main Menu (shown above), you may navigate to Radio, Music, Video, Photo, Bluetooth or scroll to the right to see A/V In and Phonelink modes. Here are some of the main navigational screens to assist you in accessing many of its features:

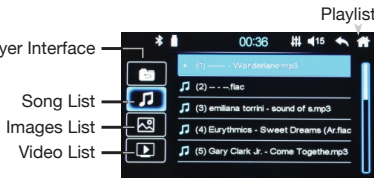
## RADIO



## BLUETOOTH



## MUSIC, PHOTOS, AND VIDEOS

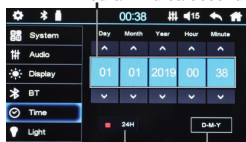




# FX-855 MENU SCREENS



Set the Hours/Minutes/Seconds



12 or 24 Hours Time Display

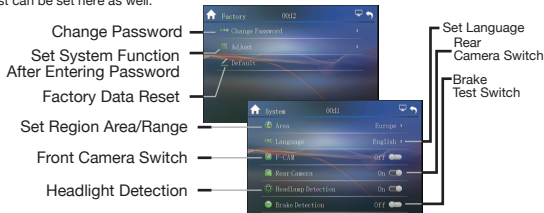
Day/Month/Year Setting

EQ Modes: Classic/Jazz/Live/Pop, etc.

## ADDITIONAL SETTINGS

If you experience any issues using the unit, go to the System page under Settings and do a factory data reset. The factory setting password is "123456".

Region, Language as well as switches for Front or Rear Camera, Headlight and Brake Test can be set here as well.



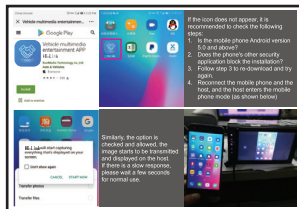
## MIRROR LINK

To set up Mirror Link, connect the USB cable between the car audio receiver and your mobile phone.

It shows "connect phone for photos or files", choose anyone to connect and start.

For Apple phones, you can connect the audio directly.

For Android phones, during Bluetooth connection, choose the Hi-Link App to install, then can connect the audio directly.



## Wired Carplay

- 1, Plug in the USB cable into the USB port on the FX-855 with your iPhone
- 2, Your iPhone carplay screen will show on the FX-855 screen

## Android Auto

- 1, Follow the instructions and proceed to the Google play store to download/install the Android Auto application on your phone.
- 2, Plug in your phone's USB cable into the USB port on the FX-855.
- 3, Your Android screen will show on the FX-855 screen. And you can control your phone from the FX-855 screen.



## LIMITED PRODUCT WARRANTY POLICY

Before returning your Product for service under this Warranty, please (i) read the instruction manual carefully and visit our website at [www.cfxusa.com](http://www.cfxusa.com) for Product updates and extended support documentation (e.g., Common Troubleshooting Guides); (ii) if you are still having trouble with your Product, please contact the CFX Customer Support Department.

Subject to the terms and conditions herein, CFX, Inc. (herein after called "CFX") warrants to the original purchaser of the Product ("Customer") that for the applicable Warranty Period listed below, the Product will be free from defects in material or workmanship under normal, non-commercial use ("Defects").

Warranty Period encompasses, as listed below, separate "Coverage Periods" for Parts and Labor, each Coverage Period to begin from the original date of Customer purchase. If Customer returns a defective Product (or any component thereof) during the applicable Warranty Period, CFX will, at its option, during the specified Coverage Periods for Parts and Labor (as applicable either: (i) repair the Product (or, as applicable, any component thereof) or (ii) replace the Product (or, as applicable, any component thereof) with a new or refurbished Product (or, as applicable, any component thereof), in either case free of charge to Customer for Parts and/or Labor (as applicable) during the specified Coverage Period only, and excluding applicable shipping charges (noted below), for which the Customer is responsible. The foregoing states the Customer's exclusive remedy and CFX sole liability for breach of the limited warranty contained herein.

This warranty covers only normal use. This warranty is not transferable. CFX is not responsible for warranty replacement should the CFX label or logo be removed or should the product fail to be properly maintained or fail to function properly as a result of misuse, abuse, immersion in liquids, improper installation, improper shipping, damage caused by disasters such as fire, flood, or service other than by CFX. In addition, this warranty excludes any Product (or, as applicable, any component thereof) that has been subject to or Defects resulting from: (a) any neglect or misuse by a Customer; an accident, improper application, violation of operating instructions for the Product, any other Customer-induced damage, or the alteration or removal of any Product serial number; (b) any modification or repair to Product (or, as applicable, any component thereof) by any party other than CFX or a party authorized in writing by CFX; (c) any damage to Product (or, as applicable, any component thereof) due to power surges, incorrect electrical voltage, misconnection to any device, or malfunction of any device used with the Product (or, as applicable, any component thereof); (d) cosmetic damage to the Product (or, as applicable, any component thereof) caused by normal wear and tear; (e) shipping damage that occurs while the Product is in transit; (f) damage caused by heat sources, sunlight, electromagnetic conditions, or other climatic conditions or (g) any acts of God.

Product is sold to Customer for personal, non-commercial use only. Product is not warranted for Customer's commercial or rental use. In addition, Product is not warranted against failure, and should not be used by Customer for any application where (i) there is a risk that any data stored on Product will be breached or otherwise compromised, or (ii) the data stored on Product is relied upon for medical or lifesaving applications. CFX disclaims any Warranty for any of the foregoing uses to the fullest extent permitted by law. Customer assumes any and all risks associated with such uses of Product, and agrees to indemnify CFX for any damages claimed against CFX for such uses.

EXCEPT FOR EXPRESS WARRANTIES STATED ABOVE AND TO THE MAXIMUM EXTENT PERMITTED BY LAW, THE PRODUCTS ARE PROVIDED "AS IS" AND CFX DISCLAIMS ALL OTHER WARRANTIES, INCLUDING WITHOUT LIMITATION ANY IMPLIED WARRANTY (I) OF MERCHANTABILITY, (II) OF FITNESS FOR A PARTICULAR PURPOSE, OR (III) OF NON-INFRINGEMENT OF THIRD PARTY RIGHTS. TO THE MAXIMUM EXTENT PERMITTED BY APPLICABLE LAW, IN NO EVENT WILL CFX BE LIABLE TO CUSTOMER OR ANY THIRD PARTY FOR ANY INDIRECT, SPECIAL, INCIDENTAL, CONSEQUENTIAL, EXEMPLARY OR PUNITIVE DAMAGES, INCLUDING, WITHOUT LIMITATION, ANY LOST PROFITS OR REVENUES, LOSS OR INACCURACY OF ANY DATA OR COST OF SUBSTITUTE GOODS, REGARDLESS OF THE THEORY OF LIABILITY (INCLUDING NEGLIGENCE) AND EVEN IF CFX HAS BEEN ADVISED OF THE POSSIBILITY OF SUCH DAMAGES. CFX AGGREGATE LIABILITY TO CUSTOMER FOR ACTUAL DIRECT DAMAGES FOR ANY CAUSE WHATSOEVER SHALL BE LIMITED TO THE CUMULATIVE PRODUCT FEES PAID BY THAT CUSTOMER FOR THE PRODUCTS CAUSING THE DAMAGES, IF ANY.


This Warranty gives Customer specific rights, and Customer may also have other rights that vary from jurisdiction to jurisdiction. Warning: Some Products may contain components that are small enough to be swallowed. Please keep out of reach of children. In order for the return to be processed, you must send the Product (PREPAID) to the address below in the original packaging or reasonable substitute to prevent damage and include: (1) a dated sales receipt (which must have a purchase date that falls in the Warranty Period specified in the table below) that indicates the place of purchase, model number of Product, and amount paid, (2) a detailed description of Customer's problem with Product, (3) Customer's full name, phone number, and return address, (3) all of the accessories that came with the Product package must be sent along with the main Product, (4) a cashier's check or money order payable to CFX, Inc., in the amount specified for the item in the product table below for return shipping and handling. If in the case you provide a money order or cashier's check, you can contact The CFX Customer Support Representative to arrange payment via credit card. No returned Product will be shipped back to a PO BOX. If a returned Product is found to have no problem and/or does not include ALL of the requirements indicated above, it may be returned back to the customer and will not be processed.

**QFX USA®, Inc.**

RMA Processing

Customer Support Department

2957 E. 46th Street | Vernon, CA 90058

 support@qfxusa.com (800) 864-CLUB (2582) or (323) 864-6900 qfxusa.com Hours of Operation: Monday - Friday, 9am - 5pm PST

All prices and details below are for US Destinations excluding, Hawaii, Alaska and Puerto Rico. For excluded destinations and NON US destinations, please contact The QFX Customer Support Department directly for additional shipping fees and return instructions.

If you do not find your Product below, your Product model conflicts with multiple categories, and/or are unsure of which category the Product you have purchased will fall under, please contact our Customer Support Department for further instruction.

In order to determine the exact shipping cost that must be included with your prouct or paid for the product being returned, please refer to the table below. Please find the product you wish to return by category or model number prefix. QFX will not provide any return or refund to any customer for merchandise and will only honor the Limited Warranty restrictions mentioned in this document.

Please make sure to follow all directions prior to shipping back your item. If you are not sure what the shipping cost for your item is, or if your item category conflicts in the table below, please feel free to contact the QFX Support Department for further assistance.

PRODUCT CATEGORY	HANDLING	LABOR	PARTS
Earphones, Headphones, Pocket Radios, & Small Bluetooth Speakers	\$5.00	1 Year	1 Year
Personal Stereos	\$10.00	1 Year	1 Year
Portable Radio/Cassette	\$15.00	1 Year	1 Year
Large Portable Radio Cassette	\$20.00	1 Year	1 Year
Mobile Audio	\$10.00	1 Year	1 Year
Pro Audio SBX Systems	\$75.00	1 Year	1 Year
Pro Audio PBX Systems	\$75.00	1 Year	1 Year
Televisions	\$25.00	1 Year	1 Year
Telephones	\$10.00	1 Year	1 Year

THE WARRANTY AND REMEDY PROVIDED ABOVE ARE EXCLUSIVE AND IN LIEU OF ALL OTHER EXPRESSED OR IMPLIED WARRANTIES INCLUDING, BUT NOT LIMITED TO, THE IMPLIED WARRANTIES OF MERCHANTABILITY, NON-INFRINGEMENT OR FITNESS FOR A PARTICULAR PURPOSE. SOME LAWS DO NOT ALLOW THE EXCLUSION OF IMPLIED WARRANTIES. IF THESE LAWS APPLY, THEN ALL EXPRESSED OR IMPLIED WARRANTIES ARE LIMITED TO THE WARRANTY PERIOD IDENTIFIED ABOVE. UNLESS STATED HEREIN, ANY STATEMENT OR REPRESENTATIONS MADE BY ANY OTHER PERSONS OR FIRMS ARE VOID. EXCEPT AS PROVIDED IN THIS WRITTEN WARRANTY, QFX SHALL NOT BE LIABLE FOR ANY LOSS, INCONVENIENCE, OR DAMAGE, INCLUDING DIRECT, SPECIAL, INCIDENTAL OR CONSEQUENTIAL DAMAGES, RESULTING FROM THE USE OR INABILITY TO USE THE QFX PRODUCT, WHETHER RESULTING FROM BREACH OF WARRANTY OR ANY OTHER LEGAL THEORY.

Some jurisdictions do not allow limitations on how long an implied warranty lasts, and some jurisdictions do not allow the exclusion or limitation of incidental or consequential damages, so the above limitations and exclusions may not apply to you. This warranty gives you special legal rights and you may have other rights which vary from jurisdiction to jurisdiction.

Copyright Protected 2024 ©

# THANK YOU.

QFX is Where the Party Begins!

We would love to hear about your FX-855 Journey!  
Tag us @QFXUSA to share your stories.

[www.qfxusa.com](http://www.qfxusa.com)