


REM-11

Universal Remote Control Instruction Manual

IMPORTANT

 Please read this instruction manual completely and carefully before carrying out any action with the equipment.

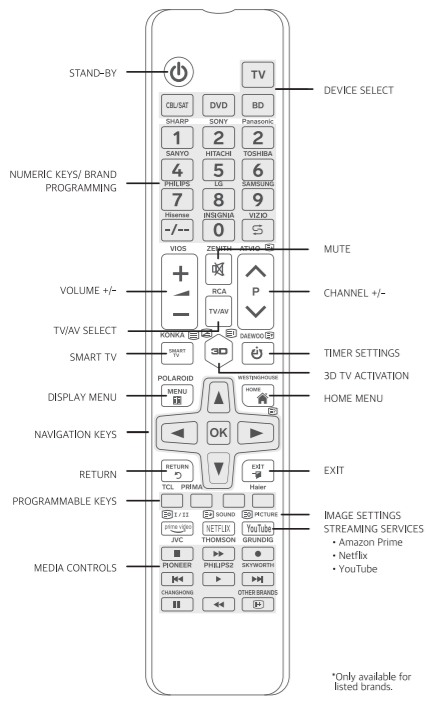
The information presented serves only as a reference about the product. Due to updates there may be differences. Check our website www.QFXUSA.com for the most recent version of this manual.

PRECAUTION

- Children must be supervised to ensure that they do not use the appliance as a toy.
- Do not use or store the equipment where there are leaks, splashes, accumulation of dust or where it is exposed to liquids.
- Wipe it with a soft cloth.
- Keep the Product away from direct heat sources.
- Prevent the product from being knocked or dropped.
- Do not try to open or repair the product.

The functions of some buttons may change or may not be available, depending on the brand of television or screen with which you intend to use the universal control.

DESCRIPTION



BATTERY INSERT

Remove the back cover and install 2 AAA batteries. Check the polarity marked on the bottom of the compartment.

SPECIFICATIONS

Power Supply: 3 V \pm (2 x AAA)
Dimensions: 23 x 4.7 x 2.3 cm

Specifications are subject to change without prior notice.

PROGRAMMING MODES

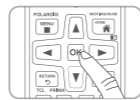
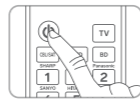
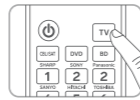
BY BRAND

- 1 Press the TV + the button that corresponds to the brand of your TV. Review the table of marks.
Example: TV + 2, for SONY television
- 2 Check that the basic buttons work correctly. If it doesn't work, repeat step 1.

AUTO SEARCH

With the TV turned on and the remote pointed at it:

- 1 Press the TV Button to access the TV programming mode.
- 2 Press and hold the power button until the TV button begins to flash.
- 3 Keep the remote control directed towards the TV to be programmed. The control should be in auto search mode.
- 4 Be patient, this process could take a couple of minutes. Keep the remote control pointed at the TV and your finger on the OK button and ready to press.
- 5 When the TV turns OFF immediately press the OK button so that your TV code is recorded on the remote control. (This step is very important for the proper operation of the remote control)
- 6 Test the buttons on the remote control to see if they work properly (ON, OFF, Etc.)
- 7 If the buttons on the remote control do not work, please repeat the auto search process again. (Sometimes this process must be repeated more than once.)



PROGRAMMING OTHER EQUIPMENT

The control can be used to control CBL, SAT, DVD, BD equipment. To configure these equipment, follow the programming method by brand, replacing the TV button with the Button of the type of equipment to be controlled (CBL / SAT, DVD, or BD).

TV BRAND TABLE

BUTTON	BRAND	BUTTON	BRAND
1	SHARP	▶▶	THOMSON
2	SONY	◀◀	PIONEER
3	PANASONIC	▶▶	SKYWORTH
4	SANYO	S	VIZIO
5	HITACHI	VOL+	VIOS
6	TOSHIBA	CH+	ATVIO
7	PHILIPS	TV/AV	RCA
8	LG	■	JVC
9	SAMSUNG	●	GRUNDIG
0	HISENSE	- / -	CHANGHONG
	INSIGNIA	▶	PHILIPS2
RED BUTTON	TCL	SMART TV	KONKA
BLUE BUTTON	HAIER	HOME	WESTINGHOUSE
GREEN BUTTON	PRIMA	MENU	POLAROID
	DAEWOO	▶	OTRAS MARCAS

BUTTON FUNCTIONS

No.	BUTTON	BRAND	FUNCTION
1	POWER		ON/OFF
2	TV / CBL / SAT / BD / DVD		SELECT CBL / SAT / BD / DVD
3	1	SHARP	TV / CBL / SAT / BD / DVD
4	2	SONY	TV / CBL / SAT / BD / DVD
5	3	PANASONIC	TV / CBL / SAT / BD / DVD
6	4	SANYO	TV / CBL / SAT / BD / DVD
7	5	HITACHI	TV / CBL / SAT / BD / DVD
8	6	TOSHIBA	TV / CBL / SAT / BD / DVD
9	7	PHILIPS	TV / CBL / SAT / BD / DVD
10	8	LG	TV / CBL / SAT / BD / DVD
11	9	SAMSUNG	TV / CBL / SAT / BD / DVD
12	- / -	HISENSE	TV / CBL / SAT / BD / DVD
13	0	INSIGNIA	TV / CBL / SAT / BD / DVD
14	S	VIZIO	PRESS TO JUMP BACK OR RETURN (DEPENDS ON FUNCTION)
15	MUTE		MUTE
16	CH+	ATVIO	NEXT CHANNEL
17	CH-		PREVIOUS CHANNEL
18	VOL+	VIOS	VOLUME INCREASE
19	VOL-		VOLUME DECREASE
20	TV/AV	RCA	TV/AV SELECT
21	SMART TV	KONKA	SMART TV MENU SELECT
22	3D		3D TV ACTIVATION
23	SLEEP	DAEWOO	SLEEP TIMER
24	MENU	POLAROID	MAIN MENU. SELECT TO ACCESS ALTERNATIVE SETTINGS
25	HOME	WESTINGHOUSE	HOME PAGE
26	NAVIGATION		NAVIGATION CONTROLS
27	OK		"OK" SELECTION
28	RETURN		RETURN TO PREVIOUS
29	EXIT		EXIT
30	RED BUTTON	TCL	TV BRAND
31	GREEN BUTTON	PRIMA	TV BRAND
32	YELLOW BUTTON		TV BRAND
33	BLUE BUTTON	HAIER	TV BRAND
34	APRM		Amazon Prime
35	NFLX		Netflix
36	PLAY Y/T		YouTube
37	STOP	JVC	STOP
38	▶▶	THOMSON	NEXT CHAPTER
39	●	GRUNDIG	RECORD
40	◀◀	PIONEER	FAST REWIND
41	▶	PHILIPS2	PLAY
42	▶▶	SKYWORTH	FAST FORWARD
43		CHANGHONG	PAUSE
44	◀◀		PREVIOUS CHAPTER
45	▶	OTHER BRANDS	OTHER TV BRANDS



LIMITED PRODUCT WARRANTY POLICY

Before returning your Product for service under this Warranty, please (i) read the instruction manual carefully and visit our website at www.qfxusa.com for Product updates and extended support documentation (e.g., Common Troubleshooting Guides); (ii) if you are still having trouble with your Product, please contact the QFX Customer Support Department.

Subject to the terms and conditions herein, QFX, Inc. (herein after called "QFX") warrants to the original purchaser of the Product ("Customer") that for the applicable Warranty Period listed below, the Product will be free from defects in material or workmanship under normal, non-commercial use ("Defects").

Warranty Period encompasses, as listed below, separate "Coverage Periods" for Parts and Labor, each Coverage Period to begin from the original date of Customer purchase. If Customer returns a defective Product (or any component thereof) during the applicable Warranty Period, QFX will, at its option, during the specified Coverage Periods for Parts and Labor (as applicable either: (i) repair the Product (or, as applicable, any component thereof) or (ii) replace the Product (or, as applicable, any component thereof) with a new or refurbished Product (or, as applicable, any component thereof), in either case free of charge to Customer for Parts and/or Labor (as applicable) during the specified Coverage Period only, and excluding applicable shipping charges (noted below), for which the Customer is responsible. The foregoing states the Customer's exclusive remedy and QFX sole liability for breach of the limited warranty contained herein.

This warranty covers only normal use. This warranty is not transferable. QFX is not responsible for warranty replacement should the QFX label or logo be removed or should the product fail to be properly maintained or fail to function properly as a result of **misuse, abuse, immersion in liquids, improper installation, improper shipping, damage caused by disasters such as fire, flood, or service other than by QFX.** In addition, this warranty excludes any Product (or, as applicable, any component thereof) that has been subject to or Defects resulting from: (a) any neglect or misuse by a Customer, an accident, improper application, violation of operating instructions for the Product, any other Customer-induced damage, or the alteration or removal of any Product serial number; (b) any modification or repair to Product (or, as applicable, any component thereof) by any party other than QFX or a party authorized in writing by QFX; (c) any damage to Product (or, as applicable, any component thereof) due to power surges, incorrect electrical voltage, misconnection to any device, or malfunction of any device used with the Product (or, as applicable, any component thereof); (d) cosmetic damage to the Product (or, as applicable, any component thereof) caused by normal wear and tear; (e) shipping damage that occurs while the Product is in transit; (f) damage caused by heat sources, sunlight, electromagnetic conditions, or other climatic conditions or (g) any acts of God.

Product is sold to Customer for personal, non-commercial use only. Product is not warranted for Customer's commercial or rental use. In addition, Product is not warranted against failure, and should not be used by Customer for any application where (i) there is a risk that any data stored on Product will be breached or otherwise compromised, or (ii) the date stored on Product is relied upon for medical or lifesaving applications. QFX disclaims any Warranty for any of the foregoing uses to the fullest extent permitted by law. Customer assumes any and all risks associated with such uses of Product, and agrees to indemnify QFX for any damages claimed against QFX for such uses.

EXCEPT FOR EXPRESS WARRANTIES STATED ABOVE AND TO THE MAXIMUM EXTENT PERMITTED BY LAW, THE PRODUCTS ARE PROVIDED "AS IS" AND QFX DISCLAIMS ALL OTHER WARRANTIES, INCLUDING WITHOUT LIMITATION ANY IMPLIED WARRANTY (i) OF MERCHANTABILITY, (ii) OF FITNESS FOR A PARTICULAR PURPOSE, OR (iii) OF NON-INFRINGEMENT OF THIRD PARTY RIGHTS. TO THE MAXIMUM EXTENT PERMITTED BY APPLICABLE LAW, IN NO EVENT WILL QFX BE LIABLE TO CUSTOMER OR ANY THIRD PARTY FOR ANY INDIRECT, SPECIAL, INCIDENTAL, CONSEQUENTIAL, EXEMPLARY OR PUNITIVE DAMAGES, INCLUDING, WITHOUT LIMITATION, ANY LOST PROFITS OR REVENUES, LOSS OR INACCURACY OF ANY DATA OR COST OF SUBSTITUTE GOODS, REGARDLESS OF THE THEORY OF LIABILITY (INCLUDING NEGLIGENCE) AND EVEN IF QFX HAS BEEN ADVISED OF THE POSSIBILITY OF SUCH DAMAGES, QFX AGGREGATE LIABILITY TO CUSTOMER FOR ACTUAL DIRECT DAMAGES FOR ANY CAUSE WHATSOEVER SHALL BE LIMITED TO THE CUMULATIVE PRODUCT FEES PAID BY THAT CUSTOMER FOR THE PRODUCTS CAUSING THE DAMAGES, IF ANY.

This Warranty gives Customer specific rights, and Customer may also have other rights that vary from jurisdiction to jurisdiction. Warning: Some Products may contain components that are small enough to be swallowed. Please keep out of reach of children. In order for the return to be processed, you must send the Product PREPAID to the address below in the original packaging or reasonable substitute to prevent damage and include: (1) a dated sales receipt (which must have a purchase date that falls in the Warranty Period specified in the table below) that indicates the place of purchase, model number of Product, and amount paid, (2) a detailed description of Customer's problem with Product, (3) Customer's full name, phone number, and return address, (3) all of the accessories that came with the Product package must be sent along with the main Product, (4) a cashier's check or money order payable to QFX, Inc., in the amount specified for the item in the product table below for return shipping and handling. If in the case you cannot provide a money order or cashier's check, you can contact The QFX Customer Support Representative to arrange payment via credit card. No returned Product will be shipped back to a PO BOX. If a returned Product is found to have no problem and/or does not include ALL of the requirements indicated above, it may be returned back to the customer and will not be processed.

QFX USA®, Inc.
RMA Processing
Customer Support Department
2957 E. 46th Street | Vernon, CA 90058

support@qfxusa.com
(800) 864-CLUB (2582) or (323) 864-6900
qfxusa.com
Hours of Operation: Monday - Friday, 9am - 5pm PST

All prices and details below are for US Destinations excluding, Hawaii, Alaska and Puerto Rico. For excluded destinations and NON US destinations, please contact The QFX Customer Support Department directly for additional shipping fees and return instructions.

If you do not find your Product below, your Product model conflicts with multiple categories, and/or are unsure of which category the Product you have purchased will fall under, please contact our Customer Support Department for further instruction.

In order to determine the exact shipping cost that must be included with your product or paid for the product being returned, please refer to the table below. Please find the product you wish to return by category or model number prefix. QFX will not provide any return or refund to any customer for merchandise and will only honor the Limited Warranty restrictions mentioned in this document.

Please make sure to follow all directions prior to shipping back your item. If you are not sure what the shipping cost for your item is, or if your item category conflicts in the table below, please feel free to contact the QFX Support Department for further assistance.

PRODUCT CATEGORY	HANDLING	LABOR	PARTS
Earphones, Headphones, Pocket Radios, & Small Bluetooth vSpeakers	\$5.00	1 Year	1 Year
Personal Stereos	\$10.00	1 Year	1 Year
Portable Radio/Cassette	\$15.00	1 Year	1 Year
Large Portable Radio Cassette	\$20.00	1 Year	1 Year
Mobile Audio	\$10.00	1 Year	1 Year
Pro Audio SBX Systems	\$75.00	1 Year	1 Year
Pro Audio PBX Systems	\$75.00	1 Year	1 Year
Televisions	\$25.00	1 Year	1 Year
Telephones	\$10.00	1 Year	1 Year

THE WARRANTY AND REMEDY PROVIDED ABOVE ARE EXCLUSIVE AND IN LIEU OF ALL OTHER EXPRESSED OR IMPLIED WARRANTIES INCLUDING, BUT NOT LIMITED TO, THE IMPLIED WARRANTIES OF MERCHANTABILITY, NON-INFRINGEMENT OR FITNESS FOR A PARTICULAR PURPOSE. SOME LAWS DO NOT ALLOW THE EXCLUSION OF IMPLIED WARRANTIES. IF THESE LAWS APPLY, THEN ALL EXPRESSED OR IMPLIED WARRANTIES ARE LIMITED TO THE WARRANTY PERIOD IDENTIFIED ABOVE. UNLESS STATED HEREIN, ANY STATEMENT OR REPRESENTATIONS MADE BY ANY OTHER PERSONS OR FIRM ARE VOID. EXCEPT AS PROVIDED IN THIS WRITTEN WARRANTY, QFX SHALL NOT BE LIABLE FOR ANY LOSS, INCONVENIENCE, OR DAMAGE, INCLUDING DIRECT, SPECIAL, INCIDENTAL OR CONSEQUENTIAL DAMAGES, RESULTING FROM THE USE OR INABILITY TO USE THE QFX PRODUCT, WHETHER RESULTING FROM BREACH OF WARRANTY OR ANY OTHER LEGAL THEORY.

Some jurisdictions do not allow limitations on how long an implied warranty lasts, and some jurisdictions do not allow the exclusion or limitation of incidental or consequential damages, so the above limitations and exclusions may not apply to you. This warranty gives you special legal rights and you may have other rights which vary from jurisdiction to jurisdiction.

Copyright Protected 2023 ©



www.qfxusa.com