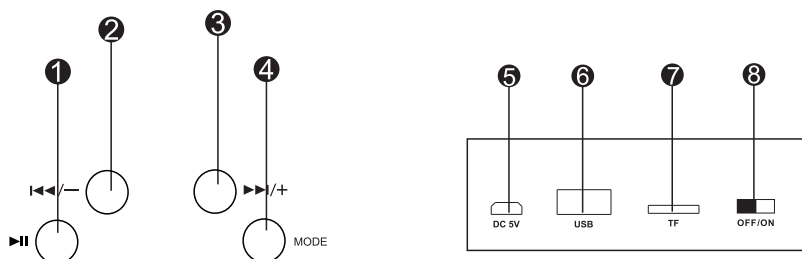


# **QFX**

WHERE THE PARTY BEGINS™



**INSTRUCTION MANUAL**



## CONTROL PANEL

1. Play/Pause/TWS: Play and Pause track. Press and hold for TWS sync. In FM mode press to begin auto scan.
2. Previous Track: Select Previous track or FM Station. Press and hold to decrease th volume.
3. Next Track: Select next track or FM station. Press and hold to increase the volume.
4. Mode: Select Modes – BT, USB, TF, FM Radio.
5. Power Supply: DC 5V, 1A
6. USB Port: Insert USB Device for mp3 playback.
7. TF Card Port: Insert a TF Card for mp3 playback.
8. ON/OFF switch.

## PANEL DE CONTROL

1. Reproducir / Pausar / TWS: Reproducir y pausar pista. Mantenga presionado para sincronizar TWS. En modo FM presione para comenzar auto escáner.
2. Pista anterior: seleccione la pista anterior o la emisora FM. Mantenga presionado para disminuir el volumen.
3. Pista siguiente: seleccione la pista siguiente o Emisora de FM. Mantenga pulsado para subir el volumen.
4. Modo: seleccione los modos: BT, USB, TF, Radio FM.
5. Fuente de alimentación: DC 5V, 1A
6. Puerto USB: inserte un dispositivo USB para la reproducción de mp3.
7. Puerto para tarjeta TF: inserte una tarjeta TF para reproducir mp3.
8. Interruptor de ENCENDIDO / APAGADO.

## PANNEAU DE COMMANDE

1. Lecture/Pause/TWS : Lecture et pause Piste. Appuyez et maintenez pour la synchronisation TWS. En mode FM, appuyez pour commencer scan automatique.
2. Piste précédente : sélectionnez Piste précédente ou Station FM. Appuyez et maintenez enfoncé pour diminuer le volume.
3. Piste suivante : sélectionnez la piste suivante ou Station FM. Appuyez et maintenez pour augmenter le volume.
4. Mode : sélectionnez les modes – BT, USB, TF, radio FM.
5. Alimentation : CC 5 V, 1 A
6. Port USB : Insérez un périphérique USB pour la lecture mp3.
7. Port de carte TF : insérez une carte TF pour la lecture mp3.
8. Interrupteur marche/arrêt.

## BLUETOOTH:

- Modo Bluetooth: use el botón MODE para habilitar Bluetooth en el BT-1. Abra la configuración de Bluetooth en su dispositivo móvil y busque QFX BT-1. Seleccione la opción para emparejar ambos dispositivos. Ahora puede sentarse y disfrutar de la música de su aplicación favorita. No necesitará volver a conectar el Bluetooth al cambiar de modo.
- Bluetooth mode: use the MODE button to enable Bluetooth on the BT-1. Open the Bluetooth settings on your mobile device and search for QFX BT-1. Select the option to pair both devices. Now you can sit back and enjoy the music from your favorite app. You will not need to reconnect Bluetooth when changing modes.
- Mode Bluetooth : utilisez le bouton MODE pour activer Bluetooth sur le BT-1. Ouvrez les paramètres Bluetooth sur votre appareil mobile et recherchez QFX BT-1. Sélectionnez l'option pour jumeler les deux appareils. Vous pouvez maintenant vous asseoir et profiter de la musique de votre application préférée. Vous n'aurez pas besoin de reconnecter Bluetooth lors du changement de mode.

## FM RADIO:

- Las estaciones de frecuencia modulada operan en una banda de frecuencia que se extiende desde 87.5 MHz a 108 MHz. Utilice el botón MODE para seleccionar el modo FM. En el modo FM, precione el botón Reproducir / Pausa para buscar las frecuencias disponibles en el área.
- Frequency-Modulated stations operate in a frequency band extending from 87.5 MHz to 108 MHz. Use the MODE button to select the FM mode. In FM mode, press the Play/Pause button to scan available frequencies in the area.
- Les stations à modulation de fréquence fonctionnent dans une bande de fréquences s'étendant de 87,5 MHz à 108 MHz. Utilisez le bouton MODE pour sélectionner le mode FM. En mode FM, appuyez sur le bouton Lecture/Pause pour rechercher les fréquences disponibles dans la zone.



# TRUE WIRELESS STEREO



## TWS CONNECTION

TWS Connection is only for two speakers of the same make and model.

1. Enable Bluetooth mode on both speakers.
2. Double Press the PLAY/PAUSE/TWS button on one of the speakers to sync both units together (they must be the same make and model to function).
3. On your mobile device under the Bluetooth menu, search for QFX BT-1 and connect.
4. Open your favorite music app and enjoy True Wireless Stereo.
5. To Exit TWS press and hold the PLAY/PAUSE/TWS button.

## CONEXIÓN TWS

La conexión TWS es solo para dos altavoces de la misma marca y modelo.

1. Habilite el modo Bluetooth en ambos altavoces.
2. Presione dos veces el botón PLAY / PAUSE / TWS en uno de los altavoces para sincronizar ambas unidades juntas (deben ser de la misma marca y modelo para funcionar).
3. En su dispositivo móvil en el menú de Bluetooth, busque QFX BT-1 y conéctese.
4. Abra su aplicación de música favorita y disfrute de True Wireless Stereo.
5. Para salir de TWS, mantenga presionado el botón PLAY/PAUSE/TWS.


## CONNEXION TWS

La connexion TWS est uniquement pour deux haut-parleurs de la même marque et du même modèle.


1. Activez le mode Bluetooth sur les deux enceintes.
2. Appuyez deux fois sur le bouton PLAY/PAUSE/TWS sur l'un des haut-parleurs pour synchroniser les deux appareils ensemble (ils doivent être de la même marque et du même modèle pour fonctionner).
3. Sur votre appareil mobile, dans le menu Bluetooth, recherchez QFX BT-1 et connectez-vous.
4. Ouvrez votre application musicale préférée et profitez de True Wireless Stereo.
5. Pour quitter TWS, maintenez enfoncé le bouton PLAY/PAUSE/TWS.

## CHECK OUT THESE OTHER QFX MODELS!

BT-65



BT-60



KAR-927



Questions? Comments? Contact Us Anytime  
Preguntas? Comentarios? Contáctenos en cualquier momento.  
Des questions? Commentaires? Contactez-nous à tout moment!



FOLLOW US @QFXUSA





## LIMITED PRODUCT WARRANTY POLICY

Before returning your Product for service under this Warranty, please (i) read the instruction manual carefully and visit our website at [www.qfxusa.com](http://www.qfxusa.com) for Product updates and extended support documentation (e.g., Common Troubleshooting Guides); (ii) if you are still having trouble with your Product, please contact the QFX Customer Support Department.

Subject to the terms and conditions herein, QFX, Inc. (herein after called "QFX") warrants to the original purchaser of the Product ("Customer") that for the applicable Warranty Period listed below, the Product will be free from defects in material or workmanship under normal, non-commercial use ("Defects").

Warranty Period encompasses, as listed below, separate "Coverage Periods" for Parts and Labor, each Coverage Period to begin from the original date of Customer purchase. If Customer returns a defective Product (or any component thereof) during the applicable Warranty Period, QFX will, at its option, during the specified Coverage Periods for Parts and Labor (as applicable either: (i) repair the Product (or, as applicable, any component thereof) or (ii) replace the Product (or, as applicable, any component thereof) with a new or refurbished Product (or, as applicable, any component thereof), in either case free of charge to Customer for Parts and/or Labor (as applicable) during the specified Coverage Period only, and excluding applicable shipping charges (noted below), for which the Customer is responsible. The foregoing states the Customer's exclusive remedy and QFX sole liability for breach of the limited warranty contained herein.

This warranty covers only normal use. This warranty is not transferable. QFX is not responsible for warranty replacement should the QFX label or logo be removed or should the product fail to be properly maintained or fail to function properly as a result of **misuse, abuse, immersion in liquids, improper installation, improper shipping, damage caused by disasters such as fire, flood, or service other than by QFX.** In addition, this warranty excludes any Product (or, as applicable, any component thereof) that has been subject to or Defects resulting from: (a) any neglect or misuse by a Customer, an accident, improper application, violation of operating instructions for the Product, any other Customer-induced damage, or the alteration or removal of any Product serial number; (b) any modification or repair to Product (or, as applicable, any component thereof) by any party other than QFX or a party authorized in writing by QFX; (c) any damage to Product (or, as applicable, any component thereof) due to power surges, incorrect electrical voltage, misconnection to any device, or malfunction of any device used with the Product (or, as applicable, any component thereof); (d) cosmetic damage to the Product (or, as applicable, any component thereof) caused by normal wear and tear; (e) shipping damage that occurs while the Product is in transit; (f) damage caused by heat sources, sunlight, electromagnetic conditions, or other climatic conditions or (g) any acts of God.

Product is sold to Customer for personal, non-commercial use only. Product is not warranted for Customer's commercial or rental use. In addition, Product is not warranted against failure, and should not be used by Customer for any application where (i) there is a risk that any data stored on Product will be breached or otherwise compromised, or (ii) the data stored on Product is relied upon for medical or lifesaving applications. QFX disclaims any Warranty for any of the foregoing uses to the fullest extent permitted by law. Customer assumes any and all risks associated with such uses of Product, and agrees to indemnify QFX for any damages claimed against QFX for such uses.

EXCEPT FOR EXPRESS WARRANTIES STATED ABOVE AND TO THE MAXIMUM EXTENT PERMITTED BY LAW, THE PRODUCTS ARE PROVIDED "AS IS" AND QFX DISCLAIMS ALL OTHER WARRANTIES, INCLUDING WITHOUT LIMITATION ANY IMPLIED WARRANTY (i) OF MERCHANTABILITY, (ii) OF FITNESS FOR A PARTICULAR PURPOSE, OR (iii) OF NON-INFRINGEMENT OF THIRD PARTY RIGHTS. TO THE MAXIMUM EXTENT PERMITTED BY APPLICABLE LAW, IN NO EVENT WILL QFX BE LIABLE TO CUSTOMER OR ANY THIRD PARTY FOR ANY INDIRECT, SPECIAL, INCIDENTAL, CONSEQUENTIAL, EXEMPLARY OR PUNITIVE DAMAGES, INCLUDING, WITHOUT LIMITATION, ANY LOST PROFITS OR REVENUES, LOSS OR INACCURACY OF ANY DATA OR COST OF SUBSTITUTE GOODS, REGARDLESS OF THE THEORY OF LIABILITY (INCLUDING NEGLIGENCE) AND EVEN IF QFX HAS BEEN ADVISED OF THE POSSIBILITY OF SUCH DAMAGES, QFX AGGREGATE LIABILITY TO CUSTOMER FOR ACTUAL DIRECT DAMAGES FOR ANY CAUSE WHATSOEVER SHALL BE LIMITED TO THE CUMULATIVE PRODUCT FEES PAID BY THAT CUSTOMER FOR THE PRODUCTS CAUSING THE DAMAGES, IF ANY.

This Warranty gives Customer specific rights, and Customer may also have other rights that vary from jurisdiction to jurisdiction. Warning: Some Products may contain components that are small enough to be swallowed. Please keep out of reach of children. In order for the return to be processed, you must send the Product PREPAID to the address below in the original packaging or reasonable substitute to prevent damage and include: (1) a dated sales receipt (which must have a purchase date that falls in the Warranty Period specified in the table below) that indicates the place of purchase, model number of Product, and amount paid, (2) a detailed description of Customer's problem with Product, (3) Customer's full name, phone number, and return address, (3) all of the accessories that came with the Product package must be sent along with the main Product, (4) a cashier's check or money order payable to QFX, Inc., in the amount specified for the item in the product table below for return shipping and handling. If in the case you cannot provide a money order or cashier's check, you can contact The QFX Customer Support Representative to arrange payment via credit card. No returned Product will be shipped back to a PO BOX. If a returned Product is found to have no problem and/or does not include ALL of the requirements indicated above, it may be returned back to the customer and will not be processed.



**QFX USA®**, Inc.  
RMA Processing  
Customer Support Department  
2957 E. 46th Street | Vernon, CA 90058

support@qfxusa.com  
(800) 864-CLUB (2582) or (323) 864-6900  
qfxusa.com  
Hours of Operation: Monday - Friday, 9am - 5pm PST

All prices and details below are for US Destinations excluding, Hawaii, Alaska and Puerto Rico. For excluded destinations and NON US destinations, please contact The QFX Customer Support Department directly for additional shipping fees and return instructions.

If you do not find your Product below, your Product model conflicts with multiple categories, and/or are unsure of which category the Product you have purchased will fall under, please contact our Customer Support Department for further instruction.

In order to determine the exact shipping cost that must be included with your product or paid for the product being returned, please refer to the table below. Please find the product you wish to return by category or model number prefix. QFX will not provide any return or refund to any customer for merchandise and will only honor the Limited Warranty restrictions mentioned in this document.

Please make sure to follow all directions prior to shipping back your item. If you are not sure what the shipping cost for your item is, or if your item category conflicts in the table below, please feel free to contact the QFX Support Department for further assistance.

PRODUCT CATEGORY	HANDLING	LABOR	PARTS
Earphones, Headphones, Pocket Radios, & Small Bluetooth vSpeakers	\$5.00	1 Year	1 Year
Personal Stereos	\$10.00	1 Year	1 Year
Portable Radio/Cassette	\$15.00	1 Year	1 Year
Large Portable Radio Cassette	\$20.00	1 Year	1 Year
Mobile Audio	\$10.00	1 Year	1 Year
Pro Audio SBX Systems	\$75.00	1 Year	1 Year
Pro Audio PBX Systems	\$75.00	1 Year	1 Year
Televisions	\$25.00	1 Year	1 Year
Telephones	\$10.00	1 Year	1 Year

THE WARRANTY AND REMEDY PROVIDED ABOVE ARE EXCLUSIVE AND IN LIEU OF ALL OTHER EXPRESSED OR IMPLIED WARRANTIES INCLUDING, BUT NOT LIMITED TO, THE IMPLIED WARRANTIES OF MERCHANTABILITY, NON-INFRINGEMENT OR FITNESS FOR A PARTICULAR PURPOSE. SOME LAWS DO NOT ALLOW THE EXCLUSION OF IMPLIED WARRANTIES. IF THESE LAWS APPLY, THEN ALL EXPRESSED OR IMPLIED WARRANTIES ARE LIMITED TO THE WARRANTY PERIOD IDENTIFIED ABOVE. UNLESS STATED HEREIN, ANY STATEMENT OR REPRESENTATIONS MADE BY ANY OTHER PERSONS OR FIRM ARE VOID. EXCEPT AS PROVIDED IN THIS WRITTEN WARRANTY, QFX SHALL NOT BE LIABLE FOR ANY LOSS, INCONVENIENCE, OR DAMAGE, INCLUDING DIRECT, SPECIAL, INCIDENTAL OR CONSEQUENTIAL DAMAGES, RESULTING FROM THE USE OR INABILITY TO USE THE QFX PRODUCT, WHETHER RESULTING FROM BREACH OF WARRANTY OR ANY OTHER LEGAL THEORY.

Some jurisdictions do not allow limitations on how long an implied warranty lasts, and some jurisdictions do not allow the exclusion or limitation of incidental or consequential damages, so the above limitations and exclusions may not apply to you. This warranty gives you special legal rights and you may have other rights which vary from jurisdiction to jurisdiction.

Copyright Protected 2021 ©



[www.qfxusa.com](http://www.qfxusa.com)

# THANK YOU.

Enjoy your speaker and make many memories with it because  
**QFX is Where the Party Begins!**

We would love to hear about your BT-1 Journey!  
Tag us **@QFXUSA** to share your stories.

Follow Us



**QFXUSA.COM**