

FX-755

# QFX

WHERE THE PARTY BEGINS™



 Bluetooth™

INSTRUCTION MANUAL

**FRONT PANEL**

1. Internal mic, remote sensor
2. Rewind or previous track
3. Return to Main Menu
4. Forward or next track
5. Power ON/OFF and volume
6. TF card slot for MP3 music play
7. AUX input and Reset
8. USB port
9. Touchscreen

**PANEL FRONTAL**

1. Micrófono interno, sensor remoto
2. Rebobinar o pista anterior
3. Volver al menú principal
4. Adelante o siguiente pista
5. Encendido/apagado y volumen
6. Ranura para tarjeta TF para reproducción de música MP3
7. Entrada auxiliar y reinicio
8. Puerto USB
9. Pantalla táctil

**PANNEAU AVANT**

1. Micro interne, capteur à distance
2. Rembobiner ou piste précédente
3. Retour au menu principal
4. Avancer ou piste suivante
5. Marche/Arrêt et volume
6. Fente pour carte TF pour la lecture de musique MP3
7. Entrée AUX et réinitialisation
8. Prise USB
9. Écran tactile

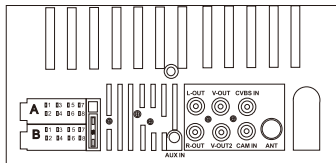


# FX-755 GUIDE

## AUDIO/VIDEO/POWER/ANTENNA CONNECTIONS

**QFX**

MODEL# FX-755 Minimum Impedance for EACH woofer: 4Ω DC:12V FCC ID:2AIM9HT-710 MADE IN CHINA



A	
1	Purple Right Rear Speaker ⊕
2	Purple/Black Right Rear Speaker ⊖
3	Gray Right Front Speaker ⊕
4	Gray/Black Right Front Speaker ⊖
5	White Left Front Speaker ⊕
6	White/Black Left Front Speaker ⊖
7	Green Left Rear Speaker ⊕
8	Green/Black Left Rear Speaker ⊖

B	
1	Pink Back
2	Orange Brake
3	Brown SWC
4	Yellow B+
5	Blue AMP Control
6	Green Lamcontrol
7	Red ACC
8	Black Gnd

- The unit operates using speakers from 4 to 8 ohms.
  - Connect the black wire to ground or the metal part of the car body.
  - Connect the yellow power memory wire to +12VDC power then other cable connections. Then connect the red wire to ACC.
  - Connect radio antenna, audio and video connections.
  - Make sure all wire connections are correct before powering unit on to assure no wires are short-circuiting or grounding.
  - Improper wiring may cause damage to the unit.
- La unidad funciona con altavoces de 4 a 8 ohmios.
  - Conecte el cable negro a tierra o a la parte metálica de la carrocería del automóvil.
  - Conecte el cable amarillo de la memoria de alimentación a una alimentación de +12 V CC y luego a otras conexiones de cable. Luego conecte el cable rojo a ACC.
  - Conectar las conexiones de antena de radio, audio y video.
  - Asegúrese de que todas las conexiones de cables sean correctas antes de encender la unidad para asegurarse de que no haya cables en cortocircuito o conectados a tierra.
  - El cableado inadecuado puede causar daños a la unidad.
- L'appareil fonctionne avec des haut-parleurs de 4 à 8 ohms.
  - Connectez le fil noir à la masse ou à la partie métallique de la carrosserie de la voiture.
  - Connectez le fil jaune de la mémoire d'alimentation à l'alimentation +12VDC puis aux autres connexions de câble. Connectez ensuite le fil rouge à ACC.
  - Connectez l'antenne radio, les connexions audio et vidéo.
  - Assurez-vous que toutes les connexions de fils sont correctes avant de mettre l'appareil sous tension pour vous assurer qu'aucun fil n'est court-circuité ou mis à la terre.
  - Un câblage incorrect peut endommager l'appareil.

The unit can be operated from the intuitive touchscreen interface or via remote control. Here are basic functions and operations.

## MAIN MENU SCREEN

Press to select the desired function or swipe right to see more choices (Explorer, Bluetooth, AUX, Settings, FM, Music, Movie and Photo modes):



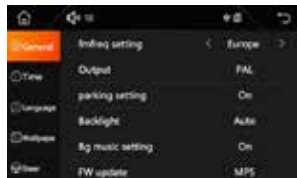
Select AM/FM modes, stereo/mono audio and station scanning methods. When using the front panel buttons or remote control, While FM radio is selected, short-press >>> or <<< for station auto-search. Press and hold for manual station search.



Select preset EQ modes, loud boost on/off, treble, bass and left/right/front/back sound image



Under SETTINGS from MAIN MENU, Select General to select radio region, display output format, parking setting, background music and updates.



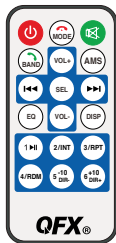
Select Time to set clock. Select on-screen language, wallpaper background and steering settings



To connect via Bluetooth, pair your Bluetooth-enabled device to the "QFX\_FX-755" pairing name. Control calls, music and more from your device.



#### REMOTE CONTROL



#### MIRROR LINK

Touch the Mirror Link icon to enter phone link function for Android and iOS mobile phones. Use a USB charging cable, connecting the mobile phone and device. Then connect the phone to Bluetooth before playing content. After connecting, you can play movies, music and operate the phone. You can operate the phone from the screen display or operate the screen display from the mobile phone.

General operation for Android phones. Go to Developer settings option to find the mobile phone "Build number version". Select that 6-7 times to activate the "Developer option" and open "USB debugging". Operation may vary based on device.

General operation for iOS phones. Connect the device using a USB cable. Go to the mobile phone settings page and click "Trust" to connect the device. Once connected, all iOS content can be displayed on screen. Operation may vary based on device.

#### STEERING WHEEL CONTROLS (SWC)

Connect all unit cables first. Then, press the Reset icon to clear memory. Next, long-press the steering wheel function icon and choose the relative button on the steering wheel. Then the choice will light up.

FOLLOW US @QFXUSA



Questions? Comments? Contact Us Anytime  
Preguntas? Comentarios? Contáctenos en cualquier momento  
Des questions? Commentaires? Contactez-nous à tout moment



1-800-864-CLUB (2582)  
Mon-Fri 9AM - 5PM (PST)



support@qfxusa.com  
Mon-Fri 9AM - 5PM (PST)



## LIMITED PRODUCT WARRANTY POLICY

Before returning your Product for service under this Warranty, please (i) read the instruction manual carefully and visit our website at [www.qfxusa.com](http://www.qfxusa.com) for Product updates and extended support documentation (e.g., Common Troubleshooting Guides); (ii) if you are still having trouble with your Product, please contact the QFX Customer Support Department.

Subject to the terms and conditions herein, QFX, Inc. (herein after called "QFX") warrants to the original purchaser of the Product ("Customer") that for the applicable Warranty Period listed below, the Product will be free from defects in material or workmanship under normal, non-commercial use ("Defects").

Warranty Period encompasses, as listed below, separate "Coverage Periods" for Parts and Labor, each Coverage Period to begin from the original date of Customer purchase. If Customer returns a defective Product (or any component thereof) during the applicable Warranty Period, QFX will, at its option, during the specified Coverage Periods for Parts and Labor (as applicable either: (i) repair the Product (or, as applicable, any component thereof) or (ii) replace the Product (or, as applicable, any component thereof) with a new or refurbished Product (or, as applicable, any component thereof), in either case free of charge to Customer for Parts and/or Labor (as applicable) during the specified Coverage Period only, and excluding applicable shipping charges (noted below), for which the Customer is responsible. The foregoing states the Customer's exclusive remedy and QFX sole liability for breach of the limited warranty contained herein.

This warranty covers only normal use. This warranty is not transferable. QFX is not responsible for warranty replacement should the QFX label or logo be removed or should the product fail to be properly maintained or fail to function properly as a result of **misuse, abuse, immersion in liquids, improper installation, improper shipping, damage caused by pests such as fire, flood, or service other than by QFX**. In addition, this warranty excludes any Product (or, as applicable, any component thereof) that has been subject to or Defects resulting from: (a) any neglect or misuse by a Customer; an accident, improper application, violation of operating instructions for the Product, any other Customer-induced damage, or the alteration or removal of any Product serial number; (b) any modification or repair to Product (or, as applicable, any component thereof) by any party other than QFX or a party authorized in writing by QFX; (c) any damage to Product (or, as applicable, any component thereof) due to power surges, incorrect electrical voltage, misconnection to any device, or malfunction of any device used with the Product (or, as applicable, any component thereof); (d) cosmetic damage to the Product (or, as applicable, any component thereof) caused by normal wear and tear; (e) shipping damage that occurs while the Product is in transit; (f) damage caused by heat sources, sunlight, electromagnetic conditions, or other climatic conditions or (g) any acts of God.

Product is sold to Customer for personal, non-commercial use only. Product is not warranted for Customer's commercial or rental use. In addition, Product is not warranted against failure, and should not be used by Customer for any application where (i) there is a risk that any data stored on Product will be breached or otherwise compromised, or (ii) the data stored on Product is relied upon for medical or lifesaving applications. QFX disclaims any Warranty for any of the foregoing uses to the fullest extent permitted by law. Customer assumes any and all risks associated with such uses of Product, and agrees to indemnify QFX for any damages claimed against QFX for such uses.

EXCEPT FOR EXPRESS WARRANTIES STATED ABOVE AND TO THE MAXIMUM EXTENT PERMITTED BY LAW, THE PRODUCTS ARE PROVIDED "AS IS" AND QFX DISCLAIMS ALL OTHER WARRANTIES, INCLUDING WITHOUT LIMITATION ANY IMPLIED WARRANTY (I) OF MERCHANTABILITY, (II) OF FITNESS FOR A PARTICULAR PURPOSE, OR (III) OF NON-INFRINGEMENT OF THIRD PARTY RIGHTS. TO THE MAXIMUM EXTENT PERMITTED BY APPLICABLE LAW, IN NO EVENT WILL QFX BE LIABLE TO CUSTOMER OR ANY THIRD PARTY FOR ANY INDIRECT, SPECIAL, INCIDENTAL, CONSEQUENTIAL, EXEMPLARY OR PUNITIVE DAMAGES, INCLUDING, WITHOUT LIMITATION, ANY LOST PROFITS OR REVENUES, LOSS OR INACCURACY OF ANY DATA OR COST OF SUBSTITUTE GOODS, REGARDLESS OF THE THEORY OF LIABILITY (INCLUDING NEGLIGENCE) AND EVEN IF QFX HAS BEEN ADVISED OF THE POSSIBILITY OF SUCH DAMAGES. QFX AGGREGATE LIABILITY TO CUSTOMER FOR ACTUAL DIRECT DAMAGES FOR ANY CAUSE WHATSOEVER SHALL BE LIMITED TO THE CUMULATIVE PRODUCT FEES PAID BY THAT CUSTOMER FOR THE PRODUCTS CAUSING THE DAMAGES, IF ANY.

This Warranty gives Customer specific rights, and Customer may also have other rights that vary from jurisdiction to jurisdiction. Warning: Some Products may contain components that are small enough to be swallowed. Please keep out of reach of children. In order for the return to be processed, you must send the Product (PREPAID) to the address below in the original packaging or reasonable substitute to prevent damage and include: (1) a dated sales receipt (which must have a purchase date that falls in the Warranty Period specified in the table below) that indicates the place of purchase, model number of Product, and amount paid, (2) a detailed description of Customer's problem with Product, (3) Customer's full name, phone number, and return address, (3) all of the accessories that came with the Product package must be sent along with the main Product, (4) a cashier's check or money order payable to QFX, Inc., in the amount specified for the item in the product table below for return shipping and handling. If in the case you cannot provide a money order or cashier's check, you can contact The QFX Customer Support Representative to arrange payment via credit card. No returned Product will be shipped back to a PO BOX. If a returned Product is found to have no problem and/or does not include ALL of the requirements indicated above, it may be returned back to the customer and will not be processed.

**QFX USA®, Inc.**  
RMA Processing  
Customer Support Department  
2957 E. 46th Street | Vernon, CA 90058

support@qfxusa.com  
(800) 864-CLUB (2582) or (323) 864-6900  
qfxusa.com  
Hours of Operation: Monday - Friday, 9am - 5pm PST

All prices and details below are for US Destinations excluding, Hawaii, Alaska and Puerto Rico. For excluded destinations and NON US destinations, please contact The QFX Customer Support Department directly for additional shipping fees and return instructions.

If you do not find your Product below, your Product model conflicts with multiple categories, and/or are unsure of which category the Product you have purchased will fall under, please contact our Customer Support Department for further instruction.

In order to determine the exact shipping cost that must be included with your product or paid for the product being returned, please refer to the table below. Please find the product you wish to return by category or model number prefix. QFX will not provide any return or refund to any customer for merchandise and will only honor the Limited Warranty restrictions mentioned in this document.

Please make sure to follow all directions prior to shipping back your item. If you are not sure what the shipping cost for your items, or if your item category conflicts in the table below, please feel free to contact the QFX Support Department for further assistance.

PRODUCT CATEGORY	HANDLING	LABOR	PARTS
Earphones, Headphones, Pocket Radios, & Small Bluetooth vSpeakers	\$5.00	1 Year	1 Year
Personal Stereos	\$10.00	1 Year	1 Year
Portable Radio/Cassette	\$15.00	1 Year	1 Year
Large Portable Radio Cassette	\$20.00	1 Year	1 Year
Mobile Audio	\$10.00	1 Year	1 Year
Pro Audio SBX Systems	\$75.00	1 Year	1 Year
Pro Audio PBX Systems	\$75.00	1 Year	1 Year
Televisions	\$25.00	1 Year	1 Year
Telephones	\$10.00	1 Year	1 Year

THE WARRANTY AND REMEDY PROVIDED ABOVE ARE EXCLUSIVE AND IN LIEU OF ALL OTHER EXPRESSED OR IMPLIED WARRANTIES INCLUDING, BUT NOT LIMITED TO, THE IMPLIED WARRANTIES OF MERCHANTABILITY, NON-INFRINGEMENT OR FITNESS FOR A PARTICULAR PURPOSE. SOME LAWS DO NOT ALLOW THE EXCLUSION OF IMPLIED WARRANTIES. IF THESE LAWS APPLY, THEN ALL EXPRESSED OR IMPLIED WARRANTIES ARE LIMITED TO THE WARRANTY PERIOD IDENTIFIED ABOVE. UNLESS STATED HEREIN, ANY STATEMENT OR REPRESENTATIONS MADE BY ANY OTHER PERSONS OR FIRM ARE VOID, EXCEPT AS PROVIDED IN THIS WRITTEN WARRANTY. QFX SHALL NOT BE LIABLE FOR ANY LOSS, INCONVENIENCE, OR DAMAGE, INCLUDING DIRECT, SPECIAL, INCIDENTAL OR CONSEQUENTIAL DAMAGES, RESULTING FROM THE USE OR INABILITY TO USE THE QFX PRODUCT, WHETHER RESULTING FROM BREACH OF WARRANTY OR ANY OTHER LEGAL THEORY.

Some jurisdictions do not allow limitations on how long an implied warranty lasts, and some jurisdictions do not allow the exclusion or limitation of incidental or consequential damages, so the above limitations and exclusions may not apply to you. This warranty gives you special legal rights and you may have other rights which vary from jurisdiction to jurisdiction.

Copyright Protected 2022 ©



[www.qfxusa.com](http://www.qfxusa.com)

# THANK YOU.

**QFX is Where the Party Begins!**

We would love to hear about your FX-755 Journey!  
Tag us **@QFXUSA** to share your stories.