8-in-1 Jumbo Universal Remote Control

Operating and Safety Instructions

- FOR INDOOR USE ONLY -

IMPORTANT SAFEGUARDS

Definitions

Whenever used, the following identify safety and property damage messages and designate a level of hazard seriousness.

⚠ - This is the safety alert symbol. It alerts you to potential personal injury hazards. Obey all safety messages that follow this symbol to avoid possible injury or death.

DANGER - Indicates an imminently hazardous situation, which, if not avoided, will result in death or serious injury. Usage of this signal word is limited to the most extreme situations.

WARNING - Indicates a potentially hazardous situation, which, if not avoided, could result in death or serious injury.

CAUTION - Indicates a potentially hazardous situation, which, if not avoided, may result in minor/moderate injury.

NOTICE - Addresses practices not related to personal injury, such as product and/or property damage.

READ ALL INSTRUCTIONS BEFORE USE.

⚠ **CAUTION--** To reduce the risk of personal injury:

- This product is intended solely for non-commercial, non-industrial, indoor use in controlling the functions of select electronic devices. Do not use the product outdoors or for any other purpose than intended.
- Do not use the product near, or immerse the product in, water or other liquids. Do not subject the product to violent shocks or extreme temperatures.

Battery Handling and Usage:

⚠ **WARNING-- To reduce the risk of serious personal injury:**

- Keep batteries away from children. Only adults should handle batteries.
- Follow the battery manufacturer's safety and usage instructions.

- Never throw batteries into a fire. Dispose or recycle spent/discharged batteries in compliance with all applicable laws.

⚠ **CAUTION-- To reduce the risk of personal injury:**

- Always use the size and type of battery indicated. Insert the batteries observing the proper polarity (+/−) as indicated.
- Do not mix a used battery with a new battery, or mix alkaline, standard (carbon-zinc), or rechargeable (nickel-cadmium) batteries.

NOTICE-- To reduce the risk of product and/or property damage:

- Clean the battery contacts and those of the device prior to installation.
- Remove spent or discharged batteries from the product.
- Remove the batteries when not using the product for an extended period.

IMPORTANT INFORMATION REQUIRED BY THE FCC

This device complies with Part 15 of the FCC Rules. Operation is subject to the following two conditions: (1) this device may not cause harmful interference; and (2) this device must accept any interference received, including interference that may cause undesired operation.

NOTE: This equipment has been tested and found to comply with the limits for a Class B digital device, pursuant to Part 15 of the FCC Rules. These limits are designed to provide reasonable protection against harmful interference in a residential installation. This equipment generates, uses, and can radiate radio frequency energy, and if not installed and used in accordance with the instructions, may cause harmful interference to radio communications. However, there is no guarantee that interference will not occur in a particular installation. If this equipment does cause harmful interference to radio or television reception, which can be determined by turning the equipment off and on, the user is encouraged to try to correct the interference by one or more of the following measures:

- Reorient or relocate the receiving antenna.
- Increase the separation between the equipment and receiver.
- Consult the dealer or an experienced radio/TV technician for help.

NOTICE: Changes or modifications not expressly approved by the party responsible for compliance could void the user's authority to operate the equipment.

SAVE THESE INSTRUCTIONS FOR FUTURE REFERENCE

Parts

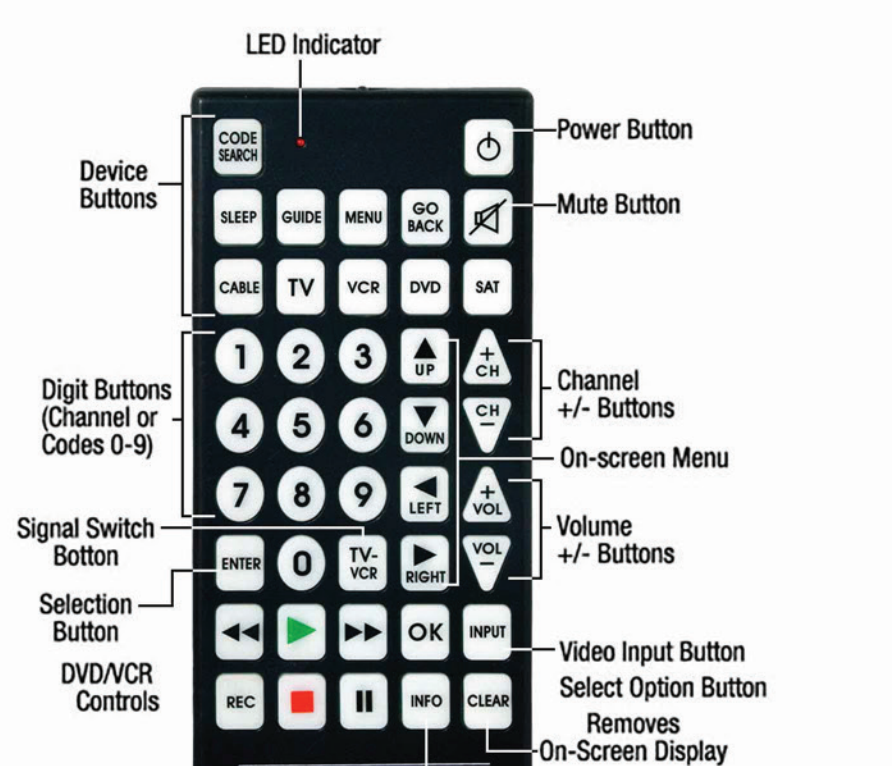

How It Works

This product controls up to eight electronic devices. Program this Remote Control to manage infrared remote-controlled electronic items manufactured after 1990. This Jumbo Universal Remote Control is easy to use, easy to program, and difficult to lose.

Battery Installation/Replacement

1. Remove the Battery Compartment Cover.
2. Insert two "AA" size alkaline batteries (not included), observing the correct polarity as marked on the inside of the Compartment, and then replace the Cover.
   NOTE: *Reprogramming the Remote Control is required after batteries are replaced.*

Button Functions

Button	Function
CODE SEARCH	Press to Search for Device Codes.
SLEEP	Press to Set time to automatically turn off the TV.
GUIDE	Press to display on-screen program guide (if feature is available).
MENU	Press to access DVD disc menus.
GO BACK	Press to return to previous channel.
CABLE	Press to control a programmed cable TV receiver.
TV	Press to control a programmed TV.
VCR	Press to control a programmed VCR.
DVD	Press to control a programmed DVD player.
SAT	Press to control a programmed satellite TV receiver.
⏻	Press to turn the device on or off.
🔇	Press to turn off (mute) the volume.
+CH	Press to go to the next highest channel number.
CH-	Press to go to the next lowest channel number
+VOL	Press to increase the TV's volume level.
VOL-	Press to decrease the TV's volume level.
0 - 9	Press to enter device codes/numbers when programming.
▲ UP ▼ DOWN	Press to move up or down through on-screen menus/guides.
◀ LEFT ▶ RIGHT	Press to move left or right through on-screen menus/guides.
ENTER	Press after entering a channel number; select a highlighted item.
TV-VCR	Press in TV mode; switch between satellite receiver, cable box, or off-air antenna. Press in VCR mode; switch between VCR and TV.
◀◀	Press to search a DVD, VHS tape, or CD backward.
▶▶	Press to search a DVD, VHS tape, or CD forward.
▶	Press to begin playback of a DVD, VHS tape, or a CD.
■	Press to stop playback of a DVD, VHS tape, or a CD.
II	Press to pause playback of a DVD, VHS tape, or a CD.
REC	Press twice, when using a VCR, to record programming.
OK	Press to select a highlighted option.
INPUT	Press to select the TV's video input (if this feature is available).
INFO	Press to display TV information (if this feature is available).
CLEAR	Press to remove on-screen displays and return to normal viewing.

Tvs Including LCD, Plasma&Panel

ABEX 0120
ACER 1917
ADMIRAL 0603 0224 0701
ADVENT 1718 0213 0318
0219 0893
ADVENTURA 0019
AIKO 0407
AIWA 0121 0221 0324 0528
AKAI 0112 0801 0309
1315 1415 0027 1112 1912 1515
ALLERON 0706
AMARK 0603
AMTRON 0906
ANAM NATIONAL 0906 0901
0104 0805 0920
AOC 0002 0102 0502 1502
0003 0217 0119 0320
APEX 0023 0223 0123 1814 0741
ARCHER 0603
ASPECT 0507
AUDIOVOX 1018 1118 0906
1503 1313
AXION 0319
BANG & OLUFSEN 0620
BELCOR 0002
BELL & HOWELL 0704 0506
0601 0701
BENQ 0709 0909 0711 1616
BLUESKY 1117 0016
BRANFORD 0906
BROKSONIC 0316 0115 0632
0041 0894
BROKWOOD 0002
CANDLE 0002 0502 0019 0402
CAPEHART 0119
CCE 1916
CELEBRITY 0801
CELERA 0023
CENTRIOS 0518
CENTURION 0502
CETRONIC 0805
CHANGHONG 0023 0741
CINERAL 0407 0016
CITIZ 0002 0502 0906 0112 0512
0520 0115 0701 0402 0805 0407
CLAIRTONE 0003
CLASSIC 0023 0741 0805
COBY 1710 1014
COLOR VOICE 0602
COLORTYME 0002 0502 0602
CONCERTO 0002 0502
CONCIERGE 0713
CONTEC 0906 0802 0003 0805
CORNEA 0606
CRAIG 0906 0805
CROSLEY 0807
CROWN 0906 0805
CTX 0603
CURTIS MATHES 0704 0112
0614 0002 0502 0601 0506 0512
0437 0701 0103
CXC 0906 0805
CYBERVISION 0016
DAEWOO 0614 0002 0502 0611
0102 0415 0905 0615 0505 0046
0609 0805 0407 0303 0602 0214
0403 0314
DAYTRON 0002 0502
DELL 0522 0404 0814
DIAMOND VISION 0622 0496
0810 0291
DIGIMATE 1303
DIGISTAR 1503 0118 0413
0213 0318 0814 1603 1716 1816
DIMENSIA 0704 0601
DISNEY 0417 0115
DUKANE 0507 0808
DUMONT 0713 0002
DURABRAND 0520 0115 0916
0323 0317 1115
DYNASTY 0805
DYNEX 1718 0115
ELECTROBAND 0801 0003
ELECTROHOME 0002 0502
0027 0901 0803
ELEKTRA 0701
ELEMENT 1918
ELITE VIDEO 0321
EMERSON 1818 0002 0502
0006 0115 0506 0706 0520
0906 0316 0505 0614 0622 0324
0924 0027 0128 0228 0632 0134
0247 0605 0705 0805 0703 0903
0004 0519 0106 0104 0304 0604
0804 0005 0105 0305
ENVISION 1519 0002 0502
0009 1502
ESA 0520
FISHER 0506 0612 0428 0619 0802
FLUID 1104 1204 1304
FUJITSU 1419 0321 0706 1202
FUNAI 0706 0520 0906 0324
0247 0508
FUTURETEC 0906 0805
GATEWAY 0206
GE 0704 0312 0018 0002 0502
0006 0007 0601 0835 0901
0114 0103 0803 0806 0310
GIBRALTER 0713 0002
GOLDSTAR 0002 0502 0102
0324 0435 0802 0307 0609 0217
GPX 0096
GRADIENTE 1902 0002 0916
1617 1517
GRUNDY 0706 0906
GUESTVISION 0721
GVISION 1102
HAIER 0709 0223 0323 0317
1316 0195
HALLMARK 0002 0502
HARVARD 0906
HAUPPAUGE 1421
HEWLETT PACKARD 1103 1002
HISENSE 1219 0908 0819
0223 1203
HITACHI 0410 0507 0815 0607
0808 0002 0502 0710 1801
0701 0802 0707 0315 0515
0715 0519 0324
HYUNDAI 1015
ILO 0421 1608 1004 1903
0216 0520 1515 1912
IMA 0906
IN FOCUS 0601
INFINITY 0807 0430
INITIAL 1608 0216 1110 1512
INSIGNIA 1719 1619 1119 1718
0911 0520 0323 0115 0914
0213 0318 1416 0247 0504
0192 1242 1342 1442
INTEGRA 0719
INTEQ 0713
JANEIL 0019
JBL 0807
JC PENNEY 0704 0002 0102
0502 0112 0312 0512 0007
0601 0310 0402 0802 0103
0803 0604 0806
JCB 0801
JENSEN 0002 0502 0914
JVC 0607 0204 0321 0508 0617
0326 0993 0802 0108 0308 0715
KAWASAKI 0196
KAWASHO 0002 0502 0801
KAYPANI 0119
KEC 0805 0906
KENWOOD 0002 0502
KLH 0023
KLOSS NOVABEAM 0408 0019
KOGI 1102
KONKA 0906 0702 0203 0306
0208 0911 0842 0942 0504
KTV 0906 0003 0703 0805 0608
KURAZAI 0701
LASONIC 0622 0496
LEGEND 0213
LG 0015 0002 0606 0502 0102
0117 0814 0324 0435 0802
0307 0609 0217
LIQUIDVIDEO 0319 0418
LODGENET 1618 0704 0821
0601 0701
LOEWE 0722 0807
LOGIK 0704 0601 0701
LUCE 0107
LUXMAN 0002 0502
LXI 0704 0002 0502 0506 0807
0312 0512 0601 0324 0103
MAGNASONIC 0706
MAGNAVOX 1019 0807 0002 0502
0919 1914 0224 0430 0247 0402
0408 0109 0715
MAJESTIC 0704 0601 0701
MARANTZ 0807 0719 0002 0502
MAXENT 0206
MEDION 0922 0421 0417
MEGATRON 0002 0502 0507
MEI 0003
MEMOREX 0002 0502 0506
0706 0115 0704 0601 1302
0428 0632 0701 0041
MGA 0002 0102 0502 0706
0802 0803 0715 0619
MIDLAND 0704 0713 0007
0312 0103
MINTEK 0216
MINUTZ 0806
MISAKAI 0520
MITSUBISHI 0102 0716 0706
0002 0502 0027 0803 0715 0619
MONIVISION 0205
MONTGOMERY WARD 0704
0701 0601
MOTEVA 0506 1902
MOTOROLA 0603 0901
MTC 0002 0102 0502 0112
0512 0003
MULTITECH 0906
MULTIVISION 0010
MYRON&DAVIS 0822
NAD 0002 0502 0512 0120
NEC 1040 0719 0002 0102
0502 0901 0602 0111 0715

NET TV 0206 0014
NEXXTECH 1806 0318
NIKEI 0805
NIKKO 0002 0502 0407
NIKO 1915
NORCENT 0407
OLEVIA 1304 1802 1615 1815 1217
ONCOMMAND 0721 1717
ONKING 0805
ONWA 0906 0805
OPTIMUS 0618 0120 0039 0739
OPTOMA 1404
OPTONICA 0603 0111
ORION 0713 0115 0105
PANASONIC 1819 0718 0416
0007 0618 0807 0039 0739 0345
0696 0901 0608
PHILCO 0807 0002 0102 0502
0919 0702 1417 0408 0109
0715 0901 0402
PHILIPS 0017 1019 0807 0022
0020 0422 0122 0222 0322 0002
0520 0919 0521 0621 0709 1516
1017 0430 0247 0901 0402 0408
0109 0210 0310 0715
PHILIPS-MAGNAVOX 0807
0022 0322 0919 0224 0430
PILOT 0002
PIONEER 0120 0719 0808 0002
0502 0610 0519
PIVA 1109
PLANAR 1302
POLAROID 1319 1817 1104
0819 0918 0914 1503 1215 0504
PORTLAND 0002 0102 0502
0415 0614
PRECISION 0218
PRICE CLUB 0112
PRIMA 1503 0118 0213 0318 0219
PRINCETON GRAPHICS
0603 0511
PRISM 0007
PROSCAN 0704 0312 0103
0601 0817 0917
PROTON 0820 0002 0502 1602
0910 0119 0220
PROTRON 1303 1317
PROVIEW 1104 1204 1304
PULSAR 0713 0002
QUASAR 0718 0416 0007 0618
0807 0039 0739 0901 0608
RADIO SHACK 0704 0002 0406
0506 0906 0618 0502 0324 0835
0601 0802 0705 0805 0111
RCA 0704 0002 0406 0007 0011
0611 0811 0312 0514 0720
0102 0502 0601 0817 0917
0835 0901 0103 0803 0211
0912 0114 0519 0320 0420
REALISTIC 0704 0002 0406
0506 0906 0618 0502 0601
0324 0802 0705 0805 0111
RHAPSODY 0003
RUNCO 0713 0719 0712
SAMPO 0014 0206 0002 0502
0119 0802
SAMSUNG 0112 0309 0209
0512 0302 0502 0002 0102
0110 0818 0895 0437 0802
0103 0609 0012 0212
SAMSUX 0502
SAMTRON 0112
SANSUI 0115 0632 0041
SANTECA 0021
SANYO 0506 0311 0612
0002 0428 0802 0412 0619
SCEPTRE 1318 1814 0516
SCOTCH 0002 0502
SCOTT 1515 0002 0502 0706
0906 0004 0105 0805
SEARS 0704 0807 0506 0706
0112 0002 0502 0312 0512 0612
0520 0601 0812 0509 0041 0247
0802 0103 0619
SELECTRON 1803 1603 1703
SEMP 1701
SHARP 0509 0913 0907 0603 0002
0502 0224 0228 0202 0111 0813
SHOGUN 0002
SIGNATURE 0704 0601 0701 0903
SIMPSON 0402
SONIC 0003
SONY 0414 0902 0801
0708 0639 0816
SOUNDESIGN 0002 0502 0706
0906 0402 0805
SOVA 1901 1111
SOYO 1614 1714
SPECTRA 0622
SPECTRAVISION 0921
SQUAREVIEW 0520
SSS 0002 0906 0805
STAR SIGHT 0008
STARLITE 0906
SUPERSCAN 0812 0509 0247
SUPERSONIC 0096
SUPRA 0002 0809
SUPREMACY 0019
SUPREME 0801
SVA 0223 0822
SYLVANIA 0807 0002 0502 0115
0520 0919 0715 0324 0247
0402 0708 0109 0715 0717
SYMPHONIC 0906 0520 0324
0247 0004
SYNTAX 1304 1615 1815
TANDY 0603
TATUNG 0709 0421 0901
TECHNICS 0007
TECHWOOD 0002 0502 0007
TEKNIKA 0704 0002 0102 0502
0706 0906 0112 0512 0618 0601
0019 0701 0402 0802 0805
TELECAPTION 0313
TELERENT 0704 0601 0701
TERA 0002 0220
TEVION 0421
TMK 0002 0502
TOSHIBA 0517 0419 0512 0613
0719 0112 0506 0111 0618
0627 0437 0041 0094 0802
0111 0313 0715
TRUTECH 1504 1116 1713
UNIVERSAL 0806 0310
VENTURER 1919
VICTOR 0607
VIDEOCON 1218
VIDTECH 0002 0102 0502
VIEWSONIC 1519 0206
0808 1003 1016
VIKING 0019
VIORE 1403
VIZIO 1518 1418 0709 0812
0915 1702 0606
WARDS 0704 0807 0002 0102
0502 0706 0601 0408 0109 0310
0111 0513 0806 0701 0402 0004
WESTINGHOUSE 0915 0013 1216
WHITE WESTINGHOUSE 0611
0614 0415 0215 1402 0324 0609
YAMAHA 0618 0002 0102 0502
ZENITH 0713 0502 0606 0409
0710 0415 0507 0714 0405 0712
0015 0916 0008 0002 0115 0224
0324 0326 0228 0430 0632 0435
0437 0903 0505

HDTV Set Top Boxes

CHARTER 0852
DIRECTV Models 0763 1506
1278 1378 1478
GE HDSTB 1578
GO VIDEO HDT100 0662
HITACHI 61HDX98B 0864
HUGHES HIRD-E8 0362
0864 0765
HUGHES HTL-HD
0362 0864 0765
LG HTL-HD 0362 0864 0765
LG LSS-3200A 0362 0864 0765
MITSUBISHI SRHD400 0864
MITSUBISHI SRHD500 0864
MITSUBISHI SR-HD5 0864
MOTOROLA HDT100 0463
PHILIPS DSHD800R 0864
PIONEER SH-D505 0062
PROSCAN PSHD105 0265
RCA HD65W20 0467
RCA DTC-100 0265
RCA DTC-210 0265
RCA PSHD105 0265
SAMSUNG SIR-T165 0959
SAMSUNG SIR-T351 0959
SAMSUNG SIR-TS160 0563
SAMSUNG SIR-TS360 0563
SONY SATHD200 0963
SONY SATHD300 0963
SONY SATHD100 0963
SYLVANLA 6900DTD 0759
TOSHIBA DST3100 0362 0765
TOSHIBA DW65X91 0362 0765
TOSHIBA DST3000 0362 0765
ZENITH DTV1080 0065
ZENITH HDSAT420 0065
ZENITH HDSAT520 0065

VCR

ACCELE 0037
ADMIRAL 0024
ADVENTURA 0726
AIKO 0826
AIWA 0126 0324 0528 0726
AKAI 0324 0524 0424 0624
0724 0027 0931 0335
ALLEGRO 0326 0534 0925
0126 0142
AMERICAN HIGH 0830
APEX 0596
ASHA 0037
AUDIO DYNAMICS
0239 0339 0025
AUDIOVOX 0126
BEAUMARK 0037
BELL & HOWELL 0428

BROKSONIC 0227 0626 0327
0632 0041 0398 0325 0530
CALIX 0126
CANDLE 0625 0126 0037
0025 0825 0026
CANON 0124 0535 0830
CAPEHART 0534
CARVER 0330
CCE 0826 0237
CINEVISION 0126 0142
CITIZEN 0625 0126 0826
0037 0025 0825 0026
COLORTYME 0025
COLT 0237
CRAIG 0126 0037 0237 0426
CURTIS MATHES 0124 0330
0324 0035 0037 0437
0025 0526 0830
CYBERNEX 0037
DAEWOO 0529 0625 0626
0826 0035 0825 0026 0726 0798
DBX 0239 0339 0025
DENON 0132
DIAMOND VISION 0291
DIMENSIA 0124
DURABRAND 0126 0142
DYNATECH 0324 0726
ELECTROHOME 0126 0027
ELECTROPHONIC 0126
EMERSON 0625 0126 0826
0227 0327 0630 0632 0134 0037
0625 0924 0324 0128 0228 0428
0528 0447 0247 0724 0325 0526
0726 0027 0527 0827 0927 0628
0530 0830 0731 0634 0735
FISHER 0032 0428 0328 0330
0025 0426 0928 0029 0243
FUJI 0124 0345 0830
FUNAI 0324 0247 0447 0726
GARRARD 0726
GE 0124 0732 0135 0835 0037
0429 0830
GOLDSTAR 0324 0126
0435 0534 0236 0025
GO-VIDEO 0037 0139 0342
0244 0147 0798 0438
GRADIENTE 0726 0126
HARLEY DAVIDSON 0726
HARMAN KARDON 0025 0027
HARWOOD 0237
HEADQUARTER 0428
HI-Q 0428
HITACHI 0538 0324 0336
0931 0834 0543
INFINITY 0430
INSIGNIA 0126 0392 0142
INSTANT REPLAY 0324 0830
INTEQ 0126
JC PENNEY 0124 0126 0428
0037 0538 0239 0339 0830
0931 0834 0935 0025
JCL 0830
JENSEN 0538 0931
JVC 0239 0339 0428 0326
0443 0691 0025 0931
KENWOOD 0428 0239
0339 0025 0931
KLH 0237
KODAK 0126 0830
LG 0324 0534 0435 0392
LITEON 1508
LLOYD 0324 0726
LOGIK 0237
LXI 0324 0126
MAGNAVOX 0330 0430 0534
0324 0224 0124 0230 0125
0247 0093 0598 0830 0230
MAGNIN 0037
MARANTZ 0330 0428 0239
0339 0530 0830 0535 0025
MARTA 0126
MATSUSHITA 0830
MEDION 0291
MEI 0830
MEMOREX 0330 0126 0428 0032
0632 0534 0037 0224 0324
0335 0426 0726 0830
MGA 0630 0027
MGN TECHNOLOGY 0037
MIDLAND 0429
MINOLTA 0538 0834
MITSUBISHI 0630 0431
0538 0239 0339 0131 0027
MONTGOMERY WARD 0224 0631
MOTOROLA 0224 0830
MTC 0324 0037 0726
MULTITECH 0324 0037
0726 0429 0237
NEC 0428 0239 0339 0530 0731
0831 0931 0025 0526
MEXXTECH 0334 0546 0596 1907
NIKKO 0126
NOBLEX 0037
OLYMPUS 0830
OPTIMUS 0525 0037 0937 0126
0737 0039 0739 0224
OPTONICA 0037 0631
ORION 0227 0632
PANASONIC 0937 0739 0039
0124 0345 0830
PENTAX 0538 0025 0834
PHILCO 0330 0124 0125 0830
PHILIPS 0330 0430 0439 0939
0247 0230 0830 0598
PHILIPS-MAGNAVOX
0330 0430 0224
PILOT 0126
PIONEER 0132 0538 0239
0339 1010 0935
POLAROID 0596
PORTLAND 0825 0026
PROSCAN 0124 0432
PROTEC 0237
PULSAR 0534
QUARTER 0428
QUARTZ 0428
QUASAR 0937 0039 0124
0739 0830
RADIO SHACK 0124 0224 0324
0525 0126 0428 0835 0037
0737 0937 0426 0726 0027
0029 0830 0631 0335
RADIX 0126
RANDEX 0126
RCA 0124 0126 0432 0532
0732 0832 0932 0033 0133
0233 0135 0835 0037 0538
0424 0429 0830 0834 0542
REALISTIC 0124 0224 0324 0126
0428 0037 0737 0937 0426 0726
0027 0029 0830 0631 0335
RICOH 0936
RIO 0126 0142
RUNCO 0534
SAMSUNG 0037 0437 0625
0538 0147 0895 0997 0624 0335
SAMTRON 0139
SANKY 0224 0534
SANSUI 0632 0239 0339 0041
0227 0398 0931
SANYO 0824 0032 0328 0428
0037 0426 0243
SCOTT 0625 0626 0327
0630 0735 0325 0927
SEARS 0937 0126 0428 0330 0538
0041 0247 0426 0928
0029 0830 0834 0935
SHARP 0637 0737 0224 0324
0228 0825 0027 0631
SHINTOM 0524 0936
0538 0237 0337
SHOGUN 0037
SIGNATURE 0324
SINGER 0830 0237
SONY 0539 0034 0524 0933
0936 0540 0038 0138 0238 0639
STS 0538 0830 0834
SUPERSCAN 0247
SYLVANIA 0591 0324 0330 0630
0124 0247 0726 0830 0225
0447 1212
SYMPHONIC 0324 0225 0247
0726 0447 0591
TANDY 0324 0428
TASHIKO 0126
TATUNG 0931
TEAC 0324 0726 0931
TECHNICS 0830
TECHWOOD 1708
TEKNIKA 0324 0126 0134
0726 0830
TMK 0037 0526 0731
TOSHIBA 0625 0727 0627
0330 0630 0437 0538 0094
0441 0029 0735
TOTEVISION 0126 0037
TRUTECH 0798
UNITECH 0037
VECTOR RESEARCH 0625 0239
0339 0025
VICTOR 0239 0339
VIDEO CONCEPTS 0625 0239
0339 0025 0027
VIDEOSONIC 0037
WARDS 0124 0224 0324 0625.
0126 0037 0538 0426 0726 0027
0830 0631 0234 0834 0735 0237
WHITE WESTINGHOUSE
0324 0529 0447
XR-1000 0726 0830 0237
YAMAHA 0025 0931 0239 0339
ZENITH 0534 0326 0826 0228
0430 0224 0324 0435 0336 0936
0437 0126 0524 0632 0824 0239
0339 0529 0438 0925 0142

CD

ADC 0490
ADCOM 0767 0073
AIWA 0967 0372 0885
AKAI 0173 0375 0684
AUDIO TECHNICA 0168
CALIFORNIA AUDIO LABS 0273
CAPETRONIC 0568
CARVER 0268 0368 0468 0184
CASIO 0379

CENTRIOS 0979
CITIZEN 0284
CURTIS MATHES 0379
DENON 0668
EMERSON 0767 0968
FISHER 0368 0169 0269 0473
GENEXXA 0968 0469 0573
GOLDSTAR 0673
HARMAN KARDON 0669 0770
HITACHI 0469
INKEL 0769
INSIGNIA 0578
JC PENNEY 0670 0379
JVC 0869 0982
KENWOOD 0569 0969 0170 0374
0474 0184
KRELL 0268
KYOCERA 0490
LUXMAN 0270 0370 0574 0475
LXI 0379
MAGNAVOX 0268 0774 0681
MARANTZ 0268 0470 0570 0874
MCS 0670 0379
MGA 0770
MISSION 0268
MITSUBISHI 0770 0870
NAD 0773 0975
NAKAMICHI 0970 0071 0784
NEC 0670
NEXXTECH 0679 0879 0480
0580 0584 0087 0787
NIKKO 0168 0968 0269
NSM 0268
ONKYO 0171 0271 0873 0782
OPTIMUS 0368 0468 0469
0569 0371 0471 0571 0671
0076 0376 0776
PANASONIC 0273 0974 0675
0683 0887
PHILIPS 0268 0774 0184
PIONEER 0469 0771 0871 0573
0676 0385 0289
PROTON 0268
QUASAR 0273
RADIO SHACK 0468 0571
0272 0676 0280 0488 0089 0289
RCA 0767 0368 0971 0973
0676 0181 0086 0988 0089 0289
REALISTIC 0767 0368 0568
0968 0469 0570 0371 0571
ROTEL 0268
SAE 0268
SAMSUNG 0775
SANSUI 0268 0072 0973 0075
SANYO 0368 0172 0473 0175 0875
SCOTT 0767 0968
SEARS 0569 0570 0379
SHARP 0569 0570
SHERWOOD 0769 0570 0471
0272 0587
SHURE 0670
SONY 0372 0880 0081 0681
STS 0490
SYLVANIA 0268
SYMPHONIC 0572
TEAC 0269 0570 0571 0572
0672 0772 0287
TECHNICS 0273 0974 0683 0887
THETA DIGITAL 0774
TOSHIBA 0773
VICTOR 0869
YAMAHA 0168 0872 0972 0074 0286
ZENITH 0269 0674 0577 0080 0686

Audio Systems

AIWA 0585 0885 0786 0687
APEX 0245
APPLE iPOD 0190
BOSE 0868 0079 0179
CARVER 0184
CENTRIOS
0877 0977 0078 1107 0087
CITIZEN 0284
CRITERION 0446
DELPHI 0472
DENON 0981 0383 0886
DURABRAND 0279
FISHER 0083 0783
GOLDSTAR 0278
HARMAN KARDON 0082 0483
INSIGNIA 1208
iPOD 0090
JVC 0680 0982 0583
KENWOOD 0789 0969 0482
0283 0484 0884 0588
KODA 0977
KOSS 0143
MAGNAVOX 0281 0083 0193 0277
MARANTZ 0470 0084
MITSUBISHI 0389
NAD 0773 0575 0975
NELSON 0087
NEO 0174
NEXXTECH 1208 1107 0679 0879
0480 0580 0584 0087 0787
NORCENT 0494
ONKYO 0182 0782 0082 0199
OPTIMUS 0368 0376 0476 0576
0776 0876 0077 0980
PANASONIC 0780 0682 0183 0983
0987 0088 0096 0696
PHILIPS 0177 0083 0983 0084
0184 0277 0377
PIONEER 0689 0385 0288
0388 0489 0289
RADIO SHACK 0272 0077 0980
0282 0188 0288 0388 0488
0189 0489 0589
RCA 0373 0274 0878 0779 0181
0384 0186 0288 0388 0688 0788
0888 0189 0489 0589 0546 0693
REALISTIC 0883
RIO 0142 0480
SABA 0593
SAMSUNG 0047
SANYO 0172
SCOTT 0478
SHARP 0768 0070 0582
SHERWOOD 0272 0282 0487 0587
SIRIUS 0276 0070
SKYFI 0174
SONY 0976 0933 0479 0579 0180
0381 0481 0581 0984 0085
0185 0285 0985 0200
TAO 0174
TEAC 0672 0382 0187 0287 0387
TECHNICS 0780 0682 0183
0983 0987 0088
TEVION 0446
VENTURER 0176
WONDER 0877
XM RADIO 0472 0174
YAMAHA 0781 0881 0485 0685
0785 0286 0386 0486 0586 0378
ZENITH 0269 0674 0576 0577 0178
0278 0080 0083 0380 0686 0142

Cable

ABC 0747 0947 0048 0148 0248
ADELPHIA 0852 0752
ALLEGRO 0054 0154
AMERICAST 0354
ANTRONIX 0448 0548
ARCHER 0448 0548 0648 0748
AT&T 1976 0752
BELL 1177
BELL SOUTH 0354
CABLETENNA 0448
CABLEVIEW 0448
CABLEVISION 0252
CENTURY 0748
CHARTER 0852 0554
CITIZEN 0748
CLEARMAX 0847
COGECO 0752
COLOR VOICE 0848
COMCAST 0948
COMTRONICS 0954
CONTEC 0049 0149
COX 0554
DIGITAL MUSIC EXPRESS 0053
DIRECTOR 0752
EASTERN 0349
EVERQUEST 0049
GARRARD 0748
GC ELECTRONICS 0548
GE 0556
GEMINI 0255 0549
GENERAL INSTRUMENT(GI)
0552 0747 0148 0752 0952 0453
0654 0754 0053 0048 0947
GOLDSTAR 0051
HAMLIN 0747 0649 0749 0849
HITACHI 0947
ILLICO 0252
JASCO 0748
JERROLD 0552 0747 0148 0453
0048 0752 0947 0254
MAGNAVOX 0150
MEMOREX 0250
MOTOROLA 0156 0554 1077 0552
0148 0952 0453 0654 0754 0048
0752 0954 0254 0947
MOVIE TIME 0350
NOVAPLEX 0454
NOWTV 1106
NSC 0350
OAK 0249 0550
PACE 0854
PANASONIC 0647 0452
PARAGON 0250
PHILIPS 0748 0549 0150
0650 0750 0850
PHILIPS-MAGNAVOX 0152 0055
PIONEER 0051 0449 0252 0950
PULSAR 0250
QUASAR 0250
RADIO SHACK 0353 0152
0055 0154
RCA 0647 0748 0352
RCN 0554
REALISTIC 0548
REGAL 0849
REGENCY 0349
REMBRANDT 0947
ROGERS 0252
RUNCO 0250
SAMSUNG 0051 0049

SCIENTIFIC ATLANTA 0451
0351 0252 0155 0852 0248 0251
SHAW 0752
SIGNAL 0049
SIGNATURE 0947
SL MARX 0049
SPRUCER 0647
STANDARD 0551
STAR SIGHT 0352
STAR TRAK 0253
STARCOM 0747 0453
STARGATE 0049
TANDY 0651
TELEVIEW 0049
TEXSCAN 0551
TIME WARNER 0554 0252
TOCOM 0048 0752 0952
TOSHIBA 0250
TV86 0350
UNIKA 0448 0548 0748
UNITED CABLE 0747
UNIVERSAL 0448 0548 0648
0748 0851 0054
VERIZON 0252 0554
VIDEO TECH 0656
VIDEOTRON 0252
VIDEOWAY 0052
VIEWSTAR 0149 0150 0350 0651
VISIONETICS 1206
ZENITH 0951 0154 0748 0250
0753 0853 0953
ZENITH NETWORK 0354

SAT/DTV/WebTV

use code(A)(B)etc.if you have 2 or more og the same device

ADTH 1904
AMPLICA 0159
BELL EXPRESSVU
0067 0366 0167 0464
CENTURY 0356
CHANNEL MASTER
0359 0459 0559
CHAPPARAL 0657 0757
CHEYENNE 0757
COOLSAT 1205 0256
DIGIWAV 1005
DIRECT 1506 1278 1378 1478
0863 0864 0564 0963 0259 0260
0263 0962 0664 0065 0265 0465
0765 0866 0966 0367 0567 0362
0563 0355 0455 0555
DISH NETWORK 0167(A) 0366(B)
0464 0862 0067 0460 0560 0660
DISHPRO 0460 0560 0660 0067
DRAKE 0857 0059 0360
DREAMBOX 0063
DX ANTENNA 0458 0859
ECHOSPHERE 0464
ECHOSTAR 0167(A) 0366(B)
0464 0862 0067 0460 0560 0660
EXPRESSVU 0067 0366 0167 0464
FORTEC STAR 0558 0157 0257
0357 0457 0557
FUJITSU 0760 0860
GE 1578 1804 0265 0566 0365
0863 0966 0666 0766 0866
GEMINI 0161
GENERAL INSTRUMENT(GI)
0364(A) 0865(B) 0965(C)
0066(D) 0466 0665 0166
0058 0158 0258 0960
GLOBECAST 0956 1306
GO VIDEO 0662
HITACHI 0465 0564 0664 0864
0765 0362
HUGHES NETWORK
0864(A) 0465(B) 0564©
0644(D) 0763 0765 0362 0659
JVC 0464 0862
KENWOOD 0461
LG 0362 0864 0765
LUXOR 0561
MACOM 0661
MAGNAVOX 0259 0862 0565
MICROYAL 1977
MITSUBISHI 0765 0864 0465
0564 0664 0362
MOTOROLA 0266 0466 0463
NEOSAT 1777
NET 0456 0262
NORSTAT 0761
NOVAPLEX 0155
ORION 1877
PACE 0063 0163 0266
PANASONIC 0264 0260 0261
PANSAT 1105 0060 1406
PHILIPS 0755 0259 0862 0763
0564 0664 0864 0465 0765
0565 0362 0162
PHILIPS-MAGNAVOX
0259 0862 0565
PIONEER 0062
PRIMESTAR 0364 0665
PROSAT 0957
PROSCAN 1804 0265 0365
0666 0966 0766 0866
RCA 1804 0265 0566 0365 0863
0467 0966 0666 0766 0866 0411
REALISTIC 0961 0358
SAMSONIC 1078
SAMSUNG 0061 0959 0962
0263 0563 0655
SHARP 0062
SIERRA I II III 0757
SKY NETWORK 0855 0755
SONY 0963 0367 0567 0160 0861
0063 0163 0266 0355 0455 0555
STAR SIGHT 0964
STAR TRAK 0462
STARCHOICE 0665 0166 0364
STS 0458 0658 0758
SUPER GUIDE 0562
SYLVANIA 0759
TELSAT 0356
THOMSON 0755
TOSHIBA 0765 0864 0465
0564 0664 0362 0858 0064
0164 0764
TVA 0756
ULTIMATETV 0966 0567
UNIDEN 0964 0958 0762
UNITED 0361
VIDEO CIPHER II 0059
VIEWSAT 1305
VISIONTEC 0856
V-TECH 1505
WEB TV 0862 0160
ZENITH 0363 0065 0267 0161
0266 0857 0059 0360 0165

DVD

ACESONIC 1513
ADVENT 0893
AFREEY 0343
AIWA 0043
AKAI 0141 0145 1112 1912
ALLEGRO 0126 0142
AMES 0744
AMW 0393 0493
ANABA 0797
APEX 0240 0640 0740 0840
0044 0644 0245 0545 0146 0347
0547 0495 0992 0741 0596
ASPIRE 0994
ASTAR 1910
A-TREND 0940
AUDIOVOX 1640 0793 1313
AXION 0793
B & K 0499
BLAUPUNKT 0644
BLUESKY 0143 0146 1114
BLU-RAY 1742 1941 1541 1441
1341 1241 1540 1514 0142
BODYSONIC 0343
BOSE 0868
BOSS 0792
BOSTON ACOUSTIC 1411
BRITANIA 1141
BROKSONIC 0894 0398 0041
CAVS 1113
CENTRIOS 0796 1308 1408 0793
1007 1107 1507 1607 1707
1008 1108 1807 0546
CHANGHONG 0741
CINEVISION 0142
CITECH 1908
CITIZEN 1908
CLASSIC 0744 1706 0741
COBY 0294 0296 0396 0293
0146 0494 0091 1710 1711
1712 1812 1014
CONCEPT 0644
CONIA 0146
CONTEL 1741
CRITERION 0446
CURTIS INTERNATIONAL
0594 0494 0091
CYBERHOME
1906 0940 0100 0595
CYBERVISION 1740
CYTRON 0246 0440
DAEWOO 0645 0745
0046 0798 0198
DENON 1742 0641 0743
DENZEL 0444
DESAY 0297
DIAMOND VISION 0496 0890 0291
DIGITREX 0146
DIGIX 0095
DISNEY 0447
DRIVE 1011
DUAL 0346 0000 0297
0444 0246 1810
DURABRAND 0546 0142
0246 1210 1310 1410 1510 1610
DVD 2000 0841
EIGERVISION 1213
ELTA 0045 0145
EMERSON 0142 0695 0591
0247 0447
ESA 0297
ESCIENT 1842

FARENHEIT 0697
FISHER 0243
FUNAI 0247 0447 0591
GE 0542 0644
GOLDSTAR 0142
GO-VIDEO 0744 0395 0798 0047
0891 0791 0342 0244 0147
GPX 0295 0096
GRADIENTE 0143 1940 1041
GREENHILL 0644
HAAZ 0746 0846
HAIER 0195
HARMAN KARDON 0344
HD-DVD 1941 1541 1441 1341
1241 1514 1612 0142
HITACHI 0042 0342 0444 0543 0340
HITEKER 0146
HUMAX 0892
ILO 0597 1608 1912
INFINITY 0343
INITIAL 0644 1608 1110 1512
INSIGNIA 1741 1608 1208 0247
0793 0644 0192 0392 0142
1242 1342 1442 1942
INTEGRA 0843
JBL 0344
JVC 0441 0242 0442 0098
0691 1808 0443 0993
JWIN 0640 0990 0191 1412
KAWASAKI 0196 0546
KENWOOD 0641 0544
KISS 0444
KLH 0644 0292 0240
KONKA 0642 0742 0842 0942 0192
KOSS 0143 0440
KXD 0091
LASONIC 1642 0746 0496
LENOXX 0794 0145 1310 1410
LG 1042 1641 0142 0898 0392
LINN 0945
LIQUIDVIDEO 0793
LITEON 0899 0891 0491 0597 1508
MAGNAVOX 1542 0441 0442
0447 0599 0799 0699 0247
0193 0093 0598
MARANTZ 0441 0142 0442
0943 0799
MAXENT 0993 0991
MEDION 0792 0246 0991 0291 0597
MEMOREX 0041 0246
1606 1413 1913
MERIDIAN 0441
MICROSOFT 0542 1611
MICROVISION 0792
MINTEK 0644
MITSUBISHI 0644
MUSTEK 0744
MYRON & DAVIS 0897
NAD 1142 0142 0944
NAKAMICHI 0844
NEC 0142
NESA 0644 0897
NEXXTECH 1741 1208 0896
0097 0197 0297 0095 1806
1007 1107 1207 1307 1907
1008 0546 0596
NORCENT 0294 0899 0394
0194 0494
ONKYO 0441 0843 0199
OPTIMUS 0042 0941
ORION 0041
ORITRON 0143 1607
PACIFIC 0246
PANASONIC 1541 0241 0641
0099 0698 0345 0696 0340
PHILCO 1840
PHILIPS 1514 0298 0093 1314
1414 1214 0441 0442 0943
0177 0599 0799 0699 0247
0447 0598 1211
PHILIPS-MAGNAVOX 0441 0442
0943 0599 0699
PIONEER 1441 1341 0941
0042 0299 0399 0498 0592 1010
PIVA 1109
POLAROID 0140 0397 0596 1813
POLK AUDIO 0441 0442 0799
PORTLAND 0145 0896
POWER ACOUSTIK 1312
PROLINE 0143
PROSCAN 0542 0690
PROSONIC 0294
PROTRON 0194
PYLE 0692
RADIO SHACK 0546 0946 0593 0693
RCA 0542 0143 0644 0546
0946 0693 0690 1913
REGENT 0794 1210
REOC 0746
RIO 0142
RJ TECHNOLOGY 1209 1311
ROSEN 0694
ROTEL 0242
SABA 0593
SAMPO 0343
SAMSUNG 1540 1440 1340 0342
0047 0895 0997 0790 1511 0147
SANSUI 0041 0398
SANYO 0092 0546 0243
SEARS 0041 0247
SEG 0444
SELECTRON 1309 1409 1509
1609 1709 1809 1909
SEMP 0440
SENSORY SCIENCE 0891
SHARP 1941 0341 0391 0492
SHERWOOD 0144
SHINCO 0644
SHINSONIC 0644
SONIC BLUE 0395
SONY 1241 0300 0400 0500
0541 0200 0540
SOUNDSTORM 0692 0792
SOVA 1111
SUNGALE 0996 0396
SUPERSCAN 0247
SUPERSONIC 0096
SV2000 0247
SVA 0146 0492
SYLVANIA 0247 0447 1212 0591
SYMPHONIC 0247 0447 0591
TASCAM 0242
TEAC 0042 0546 0142
TECHNICS 0641
TECHWOOD 0944 1708 0442
TERAPIN 0995
TEVION 0440 0246 0346 0446
0646 0746 0846
THETA DIGITAL 0042
TIVO 0892 0592
TOSHIBA 1612 1013 1613
0041 0441 0998 0094 0999
TREDEX 0795
TRUTECH 1906 0798 1713
UNITED 0546
VENTURER 1613 0546
WESTINGHOUSE 0300
WHARFEDALE 0845 0343
WHITE WESTINGHOUSE 0447
X-BOX 0542
XENIUS 0440
YAMAHA 1841 0643
0599 0699 0442
YAMAKAWA 0445 0444 1407
ZENITH 0441 0142 0392

DVR

use code(A)(B)etc.if you have 2 or more og the same device

AT&T 0938
BELL EXPRESSVU 0366 0167
CABLEVISION 0252
CHARTER 0954 0852
COMCAST 0954
COX 0954
DIRECTV 1506 1278 1378 1478
DISH NETWORK 0167 0366
DREAMBOX 0663
ECHOSTAR 0167 0366
EMTEC 1140 1240
EXPRESSVU 0366 0167
FORTEC STAR 0558 0157 0257
HUGHES 0659
HUGHES NETWORK 0763 0659
HUMAX 0892
ILLICO 0252
ILO 0597
JVC 1808
LG 1641
LITEON 0597
MEDION 0597
MOTOROLA 0954
PANASONIC 0938 0340
PANSAT 1105
PHILIPS 0738(A) 0036(B)
0136(C) 0763
PINNACLE 1605 1705 1805
PIONEER 0592 0399 0252
POLAROID 1813
PROSCAN 0966
RCA 0542 0966
RCN 0954
REPLAYTV 0938
ROGERS 0252
SAMSUNG 1440 0959
SCIENTIFIC ATLANTA 0252
SONIC BLUE 0938
SONY 0838 0367 0537
0300 0400 0500 0567
TIME WARNER 0252
TiVO 0738 0838 0036 0136
0367 0999 0892 0592
TOSHIBA 1013 0999 0998
ULTIMATE TV 0966 0567
VERIZON 0954
VIDEOTRON 0252
ZENITH 0267

DTV/ATSC-Digital To Analog Converter Boxes

ACCESS HD 1677
ALPHA DIGITAL 1677
AMTC 1677
APEX 0553
ARTEC 1577
CADENCE 1477

CHANNEL MASTER 1377
COSHIP 1477
DIGITALSTREAM 1776
DISH NETWORK 0067
ECHOSTAR 0067
GE 1578
GRIDLINK 1276
INSIGNIA 1676
KINGBOX 1577
LASONIC 1276
MAGNAVOX 0759
MICROGEM 1376
PHILCO 0759
RCA 1804
SANSONIC 1276
SKARDIN 1576
SUNKEY 1775
TIVAX 1677
VENTURER 1476
WINEGARD 1476
ZENITH 1676
ZENTECH 1576
ZINWELL 1675

Laser Discs

DENON 0132
PIONEER 0132
PROSCAN 0432
RCA 0432
SANYO 0824
SONY 0933
ZENITH 0824

DVD-Recorders+DVD-RW etc.

use code(A)(B)etc.if you have 2 or more og the same device

APEX 0495
ASPIRE 0994
BROKSONIC 0398
CENTRIOS 0796 1607 1707
COBY 0091
CYBERHOME 0595
EMERSON 0591
GO-VIDEO 0744 0891 0791
HITACHI 0543 0340
HUMAX 0892
ILO 0597
INSIGNIA 0392
JVC 0691 1808
KXD 0091
LG 0392
LITEON 0891 0491 0597
MAGNAVOX 1542 0599(A)
0699(B)
MEDION 0991 0597
MEMOREX 1606 1413
MUSTEK 0744
ORITRON 1607
PANASONIC 0340
PHILIPS 1211 1414 0599(A)
0699(B)
PHILIPS-MAGNAVOX
0599(A) 0699(B)
PIONEER 0399 0592 1010
POLAROID 0140
RCA 0542
SAMSUNG 1440 0790
SANYO 0092
SELECTRON 1609
SHARP 0391
SONY 0300(A) 0400(B) 0500(C)
SYLVANIA 1212 0591
SYMPHONIC 0591
TOSHIBA 0998 0441 1013
TRUTECH 1906
YAMAHA 0599(A) 0699(B)
ZENITH 0392

Digital Picture Frames

AUDIOVOX 1574
COBY 1374
DIGITAL DECOR 1075
DIGITAL LIVING 1974
DYNEX 1574
INSIGNIA 1774
KODAK 1674 1673
MEMOREX 1274
NORCENT 1474
PANDIGITAL 1075 1973
PHOTOSHARE 1174
POLAROID 1075 1874 1873
ROYAL 1973
SMARTPARTS 1075 1773
TRUTECH 1074

Media Center PC

MCE 1611
MICROSOFT 1611
VISTA 1611

Home Automation

GE HOMEMINDER 0201
X10 HOME AUTOMATION 0401
LUTRON 0390

TV/VCR Combos

ADMIRAL 0224
AIWA 0324 0528
AKAI 0027
BROKSONIC [0316&0626]
[0316&0327] 0632
CURTIS MATHES 0437
DAEWOO [0505&0826]
[0415&0529]
DIAMOND VISION [0810&0291]
DURABRAND [0916&0126]
ELECTROHOME 0027
EMERSON 0324 0924 0027 0128
0228 0632 0134 [0505&0826]
[0316&0626] [0316&0327]
FISHER 0428
FUNAI 0324
GE 0835
GOLDSTAR 0324 0435
GRADIENTE [0916&0126]
HITACHI 0324
JVC 0326
INFINITY 0430
LG 0324 0435
LXI 0324
MAGNAVOX 0224 0430 0247
MEMOREX 0428 0632
MITSUBISHI 0027
PANASONIC 0039 0739
PHILIPS 0430 0247
PHILIPS-MAGNAVOX 0224 0430
OPTIMUS 0039 0739
QUASAR 0039 0739
RADIO SHACK 0324 0835
RCA 0835
REALISTIC 0324
SAMSUNG 0437 0895
SANSUI 0632
SANYO 0428
SHARP 0224 0228
SONY 0639
SYLVANIA 0324
SYMPHONIC 0324
TOSHIBA 0627 0437
WHITE WESTINGHOUSE 0324
[0415&0529]
ZENITH 0224 0324 0326 0228
0430 0632 0435 0437
[0505&0826] [0316&0126]
[0415&0529]

TV/VCR/DVD Combos

BROKSONIC 0894
DIAMOND VISION [0810&0291]
MAGNAVOX 0247
PANASONIC 0345
PHILIPS 0247
SAMSUNG 0895
SEARS 0247
SUPERSCAN 0247
SYLVANIA 0247
TOSHIBA 0094

TV/DVD Combos

ADVENT 0893
AKAI 1112 [1515&1912]
APEX [0023&0741]
AUDIOVOX 1313 [1118&0793]
[1018&1640]
AXION [0319&0793]
BROKSONIC 0041
COBY 1710 1014
CHANGHONG [0023&0741]
CLASSIC [0023&0741]
DAEWOO [0615&0046]
DIAMOND VISION [0622&0496]
[0810&0291]
DURABRAND [0916&0142]
EMERSON 0247
FUNAI 0247
GPX 0096
HAIER 0195
ILO 1608 [1515&1912]
INITIAL 1608 1110 1512
INSIGNIA 0247 1242 1342 1442
[0504&0192] [1718&1942]
JVC 0993
KAWASAKI 0196
KONKA 0842 0942
LASONIC [0622&0496]
LIQUIDVIDEO [0319&0793]
MAGNAVOX 0247
MEMOREX 0041
NEXXTECH 1806
PANASONIC 0345 0696
PHILIPS 0247 [0520&0447]
PIVA 1109
SAMSUNG 0895
SANSUI 0041
SEARS 0041
SHARP [0509&0341]
SOVA [1901&1111]
SUPERSONIC 0096
SYLVANIA 0247 [0520&0447]
SYMPHONIC 0247
TOSHIBA 0041 0094
TRUTECH 1713
WESTINGHOUSE [1216&0300]

DVD/VCR Combos

ALLEGRO [0142&0126]
APEX 0596
BROKSONIC 0041 0398
CINEVISION [0142&0126]
DAEWOO 0798
DIAMOND VISION 0291
DURABRAND [0142&0126]
EMERSON 0247 [0447&0324]
FISHER [0243&0328]
FUNAI 0247 [0447&0324]
GO-VIDEO 0342 0244 0147 0798
HITACHI [0543&0324]
INSIGNIA [0142&0126] 0392
JVC 0443 0691
LG 0392
LITEON 1508
MAGNAVOX 0456 [0093&0230]
[0598&0230]
MEDION 0291
NEXXTECH 0596 1907
[0546&0334]
PANASONIC 0345
PHILIPS 0247 [0598&0230]
[0093&0230]
PIONEER 1010
POLAROID 0596
RCA [0542&0124]
RIO [0142&0126]
SAMSUNG 0147 0997
SANSUI 0041 0398
SANYO [0243&0328]
SEARS 0041
SONY 0540
SYLVANIA 0247 1212 0591
[0447&0324] [0447&0225]
SYMPHONIC 0247 [0447&0324]
[0591&0225]
TECHWOOD 1708
TOSHIBA 0094 0441
TRUTECH 0798
WHITE WESTINGHOUSE
[0447&0324]
ZENITH [0142&0126]
LITEON 0597
MEDION 0597
PANASONIC 0340
PHILIPS 1414
PIONEER 0592 0399
POLAROID 1813
SAMSUNG 1440
SONY 0300 0400 0500
TIVO 0892 0592
TOSHIBA 0999 0998 1013

DVR/SAT Combos

BELL EXPRESSVU 0366 0167
DIRECTV 1478 1378 1278 1506
DISH NETWORK 0167 0366
ECHOSTAR 0167 0366
EXPRESSVU 0366 0167
FORTEC STAR 0558 0157 0257
HUGHES NETWORK 0763 0659
NEOSAT 1777
PANSAT 1105
PHILIPS 0763
PROSCAN 0966
RCA 0966
SAMSUNG 0959
SONY 0367 0567
ULTIMATE TV 0966 0567
ZENITH 0267

DVR/CABLE Combos

AT&T 1976
BELL 1177
CABLEVISION 0252
CHARTER 0852 0554
COMCAST 0954
COX 0554
ILLICO 0252
MOTOROLA 1077 0954
PIONEER 0252
RCN 0554
ROGERS 0252
SCIENTIFIC ATLANTA 0252
TIME WARNER 0252 0554
VERIZON 0554
VIDEOTRON 0252

HTIB(Home Theater in a Box)

Where the code is listed as[###&###]the first is for DVD and the second is for the AUDIO.Otherwise just the one code operates both the DVD and the AUDIO.

AIWA [0043&0585]
AMW 0493
APEX 0245
DREAMBOX 0663
BOSE 0868
BOSTON ACOUSTIC 1411
CENTRIOS 1308 1107 0546
CLASSIC 1706
CRITERION 0446
DURABRAND 0546 0142 0279
1510 1610
EMERSON 0695
INSIGNIA 1208
JVC 0098
KLH 0292
KOSS 0143
LENOXX 0794
LG 0898 1042
MAGNAVOX 0193 [0598&0277]
[0442&0277]
MYRON&DAVIS 0897
NESA 0897
NEXXTECH 1208 1107 0546
NORCENT 0494
ONKYO 0199
PANASONIC 0099
PHILIPS 0177 1214 [0598&0277]
[0298&0277][0442&0377]
PIONEER [0299&0689] 0498
RADIO SHACK 0546 0593 0693
[0946&0589]
RCA 0546 0693 [0946&0589]
REGENT 0794
RIO [0142&0380]
SABA 0593
SAMSUNG 0047 0895 1511
SELECTRON 1409 1909
SONY 0200
TECHWOOD 1708
TEVION 0446
ZENITH [0142&0380]

To Program

Programming the TV, VCR, SAT or Cable Box, DVD, or Combo Device:

1. Manually turn on the device.
2. In the "Code List" (included), in the corresponding section, locate the code(s) for the brand name of the device you wish to program.
   NOTES:
   - *If your brand is not listed, use the "Manual Code Search" section to program this Remote Control.*
   - *If the device is part of a combination TV/DVD/VCR device, find the appropriate brand under the heading "TV/VCR, TV/DVD Combo Codes" and sub-heading "TV".*

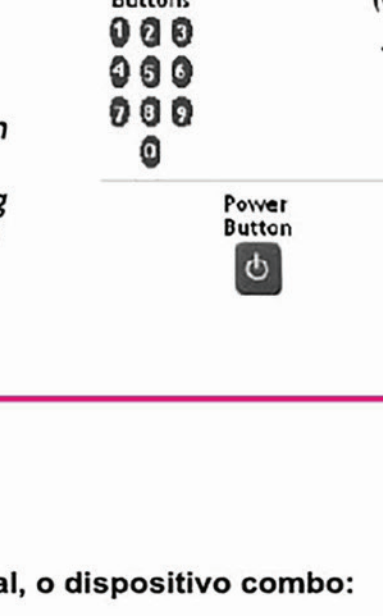

3. Aim the Remote Control at the device and then press and hold the "CODE SEARCH" Button until the LED Indicator illuminates and then release it.
4. Press and release the device button. The LED Indicator will illuminate, blink once, and then remain illuminated.
5. Using the "0-9" Buttons, enter the first 4-digit code listed for your brand of the device. The LED Indicator will turn off, indicating the code was accepted.
   NOTE: *If an invalid code is mistakenly entered, the LED Indicator will flash rapidly for two seconds. Begin programming again at step 3.*

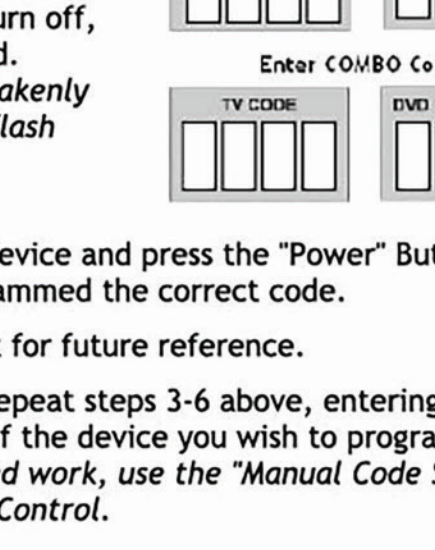

6. Aim the Remote Control at the device and press the "Power" Button. If the TV turns off, you have programmed the correct code.
7. Enter the code in the "CODE" box for future reference.
8. If the device does not turn off, repeat steps 3-6 above, entering the next code listed for the brand name of the device you wish to program.
   NOTE: *If none of the codes listed work, use the "Manual Code Search" section to program this Remote Control.*

Manual Code Search:

The Manual Code Search method searches through all the codes in the Remote Control's memory for the code which operates your device. If your device is listed in the Code List (included), use the programming methods in the previous section(s).

1. Manually turn on the device.
2. Aim the Remote Control at the device and press and hold the "CODE SEARCH" Button until the LED Indicator illuminates and then release it.
3. Press and release the device button that corresponds to the device you want the Remote Control to operate. The LED Indicator will blink once and remain illuminated.
4. Aim the Remote Control at the device and press the "Power" Button slowly and repeatedly until the device has response.
   NOTE: *The LED Indicator will blink once, each time the "Power" Button is pressed.*



NOTE: *If the code is accidentally passed during the search, you may have to press the "Power" Button up to 200 times to begin another search through all the codes in the Remote Control's memory.*

5. To store the code, press the "ENTER" Button and the LED will turn off.
6. To identify the code for the device in the future, use the "Code Retrieval" section below.

Code Retrieval:

To avoid referencing the Code Lists, use this feature to locate the code stored in the Remote Control for a specific device.

1. Press and hold the Remote Control's "CODE SEARCH" Button until the LED Indicator illuminates, and then release the "CODE SEARCH" Button.
2. Press and release the device button on the Remote Control that corresponds to the device code you are retrieving (e.g., "TV" Button, "VCR" Button, "DVD" Button). The LED Indicator light will blink once and remain illuminated.
3. Press the "TV/VCR" Button, the LED Indicator blinks. Starting with the "0" (numbered) Button, press each number button once, in order (0-9), until the LED Indicator blinks once. The number that causes the LED Indicator to blink is the first digit of your three-digit code.
4. Repeat step 3 o find the second digit of the four-digit code, and repeat again to find the third digit. The LED Indicator turns off after the fourth digit is found.
5. Enter the code in the code box of the "Programming" section of the corresponding device for future reference.

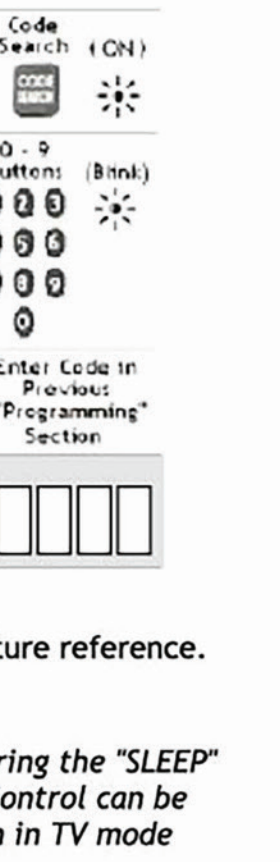

Programming the Sleep Function:

NOTE: *The Remote Control must remain aimed at the TV during the "SLEEP" programming. Once programming is complete, the Remote Control can be used without affecting the "SLEEP" function, but must remain in TV mode and aimed at the TV to activate the "SLEEP" function.*

1. Press and release the "TV" Button.
2. Press and hold the "SLEEP" Button for three seconds or until the LED Indicator illuminates, and then release the "SLEEP" Button.
3. Using the "0-9" Buttons, enter a two-digit number (from 01 to a maximum of 99) for the number of minutes until the TV will turn off.
   NOTE: *To enter a single digit number, press "0" first and then the number.*
4. The LED Indicator will turn off and timing will begin.
   NOTE: *Complete "SLEEP" programming within ten seconds or the Remote Control will exit the programming mode. If this occurs, restart "SLEEP" programming from step 1.*
5. To cancel the "SLEEP" function, press the "Power" Button to turn the TV off or press and hold the "Sleep" Button for three seconds and until the LED flashes once.

Accessing On-screen Menus:

This Remote Control will access menu systems of many models/brands of electronic devices. Once the "DVD" Button is programmed to operate a DVD player, the DVD disc menus can be accessed with the Remote Control's "MENU" Button.
NOTE: *If this Remote Control's "MENU" Button does not access the menu system of your device, use the device's original remote to change menu settings.*
NOTE: *This Remote Control's "MENU" Button does not support cable box menu systems and some VCR menu systems.*

1. Turn on the TV.
2. Press the desired device button on the Remote Control.
3. Press the "MENU" Button. The LED Indicator will blink and the device's menu will appear on the TV screen.

Highlighting and Selecting Menu Items:

1. Using the "UP/DOWN/LEFT/RIGHT" Buttons, navigate On-screen Menu selections.
2. Press the "ENTER" Button to confirm the selection
   NOTE: *After approximately ten seconds of inactivity, the Remote Control will leave the Menu mode and return to regular program/activity. DVD menus will return to regular program/activity after fifteen seconds of inactivity.*
3. Exit Menu mode by pressing and releasing the "MENU" Button.

Troubleshooting

PROBLEM	PROBABLE CAUSE	RESOLUTION
Cannot program	• Remote Control is being held too far from the device or at the wrong angle. • Codes were entered incorrectly. • Device functions are not responding to signals from the Remote Control.	• Move closer to the device; point Remote Control at the device without obstruction(s). • Enter Codes following the "Manual Code Search" section. • Be sure to press the corresponding key (e.g., TV, DVD, VCR) for operating device.
LED Indicator does not illuminate when keys are pressed	• Remote Control must be in the correct mode. • An invalid, incorrect button may have been pressed. • Batteries may not be operable.	• Press the corresponding key (e.g., TV, DVD, VCR) for the device to be operated. • Make sure the button functions in the desired mode of operation (e.g., "REC" Button only functions in VCR mode). • Make sure the product's batteries are installed properly or replace batteries.
The Remote Control does not perform commands properly	• Remote Control must be in the correct mode. • An invalid, incorrect button may have been pressed.	• Press corresponding "TV", "DVD", or "VCR" Button for the operating device. • Press "REC" Button twice, if operating a VCR to record. • Press "ENTER" Button after entering a channel number (required of certain models/brands).

VCR will not record	• Correct tape, preparation and actions must be taken.	• Make sure the tape is write-protected and properly loaded into the VCR. • Press the "REC" Button twice to begin recording.
Remote Control will not change channels	• Remote Control must be in the correct mode.	• Press the "ENTER" Button after entering a channel number.
Device menu does not appear on the TV screen	• TV must be tuned to the Video Input matching the component's connection to the TV. • Remote Control must be in the correct mode. • Menu access may not function for your TV's model/brand.	• If DVD player is connected to the TV by color-coded cables, tune the TV to its Video Input 1 channel. • Press the corresponding key (e.g., TV, DVD, VCR) for the device to be operated. • Use original remote control to access menu functions.

Para programar

Programación de TV, VCR, SAT, caja digital, o dispositivo combo:

1. 1.Encienda el equipo manualmente.
2. 2.En la "Lista de códigos" (incluida) ubique el código correspondiente para la marca del dispositivo que desea programar.
   NOTAS:
   Si su marca no aparece en la lista, diríjase a la sección de "Búsqueda manual de código" para programar su control remoto.
   Si el dispositivo es una combinación TV/DVD/VCR, encuentra la marca correspondiente bajo la sección "Códigos Combo TV/VCR, TV/DVD" y en el sub tema "TV".
3. 3.Apunte el control remoto hacia el dispositivo, mantenga presionado el botón "Búsqueda de código" hasta que el LED indicador se ilumine, en ese momento puede dejar de presionar el botón.
4. 4.Presione el botón del dispositivo que desea operar con el control remoto (TV, DVD, etc.). La luz indicadora se iluminará, parpadeará una vez y luego permanecerá encendida.
5. 5.Utilizando los botones "0-9", introduzca el primer código de 4 dígitos indicado para la marca de su dispositivo. El indicador LED se apagará, indicando que el código fue aceptado.
   NOTA: Si introduce un código inválido por accidente, el indicador LED se encenderá dos veces, comience de nuevo en el paso 3.
6. 6.Apunte el control remoto hacia el dispositivo y presione el botón "Encender", si el dispositivo se apaga, ha programado correctamente el control.
7. 7.Introduzca el código el recuadro "Código" para futuras referencias.
8. 8.Si el dispositivo no se apaga, repita los pasos 3 a 5, introduzca el código correspondiente a la marca del dispositivo que desea programar.
   NOTA: si ningún código del listado es correcto, utilice la sección "Búsqueda Manual de código" para programar su control remoto.

Búsqueda manual de código

El método de búsqueda manual busca a través de todos los códigos en la memoria del control remoto para encontrar el código que funcione con su dispositivo. Si su dispositivo está en el listado de la "Lista de Códigos" utilice el método anterior para programar el control remoto.

1. 1.Encienda manualmente su dispositivo.
2. 2.Apunte el control remoto al dispositivo y mantenga presionado el botón "Búsqueda de código" hasta que el indicador LED se encienda, en ese momento puede dejar de presionar el botón.
3. 3.Presione el botón del dispositivo que corresponda al dispositivo que desea operar con el control remoto. El indicador LED parpadeará una vez y permanecerá encendido.
4. 4.Apunte el control remoto hacia el dispositivo y presione el botón "Encender" lentamente y repita hasta que el dispositivo responda.
   NOTA: El indicador LED parpadeará una vez cada vez que presione el botón "Encender/Apagar".
   NOTA: Si se pasa accidentalmente el código durante la búsqueda, podría tener que presionar el botón de "Encender" por hasta 200 veces para iniciar nuevamente con la búsqueda a través de todos los códigos incluidos en el control remoto.
5. 5.Para almacenar el código, presione el botón "ENTER" y la luz LED se apagará.
6. 6.Para identificar el código de su dispositivo en el futuro, utilice la sección de "Recuperación de código".

Recuperación de Código

Para evitar tener que consultar la lista de códigos, utilice esta función para ubicar el código almacenado en el control remoto para un dispositivo específico.

1. 1.Mantenga presionado el botón "Búsqueda de código" hasta que el indicador LED se encienda, después deje de presionar.
2. 2.Presione el botón del dispositivo en su control remoto dependiendo el dispositivo del cual quiera recuperar el código (ejemplo: botón "TV", "VCR", "DVD"). El indicador LED parpadeará una vez y permanecerá encendido.

3. 3.Presione el botón del dispositivo que corresponda al dispositivo que desea operar con el control remoto (ej. TV/VCR) hasta que el indicador LED se encienda, entonces podrá dejar de presionar. Empezando por el "0", presione todos los botones numéricos uno por uno, en orden (0-9) hasta que el indicador LED parpadeé. El número que ocasione que se encienda el LED, será el primer dígito de su código de 4 dígitos.
4. 4.Repita el paso 3 para encontrar el segundo de los 4 dígitos que conforman el código, y repítalo nuevamente para encontrar el tercer y cuarto dígito.
5. 5.Introduzca el código en el recuadro de la sección de "Programación" correspondiente al dispositivo para futuras referencias.

Programación de la función "Temporizador para dormir"

NOTA: El control remoto debe permanecer apuntando a la TV durante la programación de "Temporizador para dormir". Una vez que la programación esté completa, el control remoto podrá utilizarse normalmente sin afectar la función "Temporizador para dormir", pero deberá permanecer en el modo TV y apuntando a la misma para activar el modo "Temporizador para dormir".

1. 1.Presione el botón "TV".
2. 2.Mantenga presionado el botón "SLEEP" por tres segundos o hasta que el indicador LED se encienda, después deje de presionar el botón.
3. 3.Utilizando los botones "0-9" introduzca un número de 2 dígitos (de 01 a 99) para establecer el número de minutos que desea que pasen antes de que se apague la televisión.
   Nota: Para introducir un número de un solo dígito, primero presione "0" y luego el número deseado.
4. 4.El indicador LED se apagará y el tiempo establecido comenzará a transcurrir.
   Nota: Termine la programación de "Temporizador para dormir" en 10 segundos o menos, ya que transcurrido ese tiempo, el control remoto saldrá del modo de programación. Si esto ocurriera, reinicie el proceso de programación desde el paso 1.
5. 5.Para cancelar la función "Temporizador para dormir", presione el botón "Encender/Apagar" para apagar la televisión o mantenga presionado el botón "SLEEP" por 3 segundos hasta que el LED parpadeé.

Acceso a menús:

Este control remoto le permitirá acceder a los menús de distintos modelos/marcas de dispositivos electrónicos. Una vez que programe su control remoto para operar un reproductor DVD, podrá acceder a los menús del disco DVD desde su control remoto utilizando el botón "MENÚ".

Nota: Si el botón "Menú" en este control remoto no le permite acceder al menú de su dispositivo, por favor utilice el control remoto original de su dispositivo para cambiar cualquier configuración.

Nota: Este control remoto no soporta menús de cajas digitales y algunos VCRs.

1. 1.Encienda la TV.
2. 2.Presione el botón del dispositivo deseado en su control remoto.
3. 3.Presione el botón "MENÚ". El indicador LED parpadeará y el menú del dispositivo se mostrará en la pantalla.

Seleccionar elementos en el menú:

1. 1.Utilice los botones "Arriba / Abajo / Izquierda / Derecha" para navegar por las opciones de los menús.
2. 2.Presione el botón "ENTER" para confirmar la selección.
   Nota: Después de aproximadamente 10 segundos de inactividad, el control remoto saldrá del modo de menú y volverá a su funcionamiento regular. EN EL CASO DE MENÚS DE DVD, EL CONTROL REMOTO VOLVERÁ AL FUNCIONAMIENTO REGULAR TRAS 15 SEGUNDOS DE INACTIVIDAD.
3. 3.Salga del modo de menú presionando nuevamente el botón "MENÚ".

QFX®

1 YEAR WARRANTY

LIMITED PRODUCT WARRANTY POLICY

Before returning your Product for service under this Warranty, please (i) read the instruction manual carefully and visit our website at www.qfxusa.com for Product updates and extended support documentation (e.g., Common Troubleshooting Guides); (ii) if you are still having trouble with your Product, please contact the QFX Customer Support Department.

Subject to the terms and conditions herein, QFX, Inc. (herein after called "QFX") warrants to the original purchaser of the Product ("Customer") that for the applicable Warranty Period listed below, the Product will be free from defects in material or workmanship under normal, non-commercial use ("Defects").

Warranty Period encompasses, as listed below, separate "Coverage Periods" for Parts and Labor, each Coverage Period to begin from the original date of Customer purchase. If Customer returns a defective Product (or any component thereof) during the applicable Warranty Period, QFX will, at its option, during the specified Coverage Periods for Parts and Labor (as applicable either: (i) repair the Product (or, as applicable, any component thereof) or (ii) replace the Product (or, as applicable, any component thereof) with a new or refurbished Product (or, as applicable, any component thereof), in either case free of charge to Customer for Parts and/or Labor (as applicable) during the specified Coverage Period only, and excluding applicable shipping charges (noted below), for which the Customer is responsible. The foregoing states the Customer's exclusive remedy and QFX sole liability for breach of the limited warranty contained herein.

This warranty covers only normal use. This warranty is not transferable. QFX is not responsible for warranty replacement should the QFX label or logo be removed or should the product fail to be properly maintained or fail to function properly as a result of misuse, abuse, immersion in liquids, improper installation, improper shipping, damage caused by disasters such as fire, flood, or service other than by QFX. In addition, this warranty excludes any Product (or, as applicable, any component thereof) that has been subject to or Defects resulting from: (a) any neglect or misuse by a Customer, an accident, improper application, violation of operating instructions for the Product, any other Customer-induced damage, or the alteration or removal of any Product serial number; (b) any modification or repair to Product (or, as applicable, any component thereof) by any party other than QFX or a party authorized in writing by QFX; (c) any damage to Product (or, as applicable, any component thereof) due to power surges, incorrect electrical voltage, misconnection to any device, or malfunction of any device used with the Product (or, as applicable, any component thereof); (d) cosmetic damage to the Product (or, as applicable, any component thereof) caused by normal wear and tear; (e) shipping damage that occurs while the Product is in transit; (f) damage caused by heat sources, sunlight, electromagnetic conditions, or other climatic conditions or (g) any acts of God.

Product is sold to Customer for personal, non-commercial use only. Product is not warranted for Customer's commercial or rental use. In addition, Product is not warranted against failure, and should not be used by Customer for any application where (i) there is a risk that any data stored on Product will be breached or otherwise compromised, or (ii) the date stored on Product is relied upon for medical or lifesaving applications. QFX disclaims any Warranty for any of the foregoing uses to the fullest extent permitted by law. Customer assumes any and all risks associated with such uses of Product, and agrees to indemnify QFX for any damages claimed against QFX for such uses.

EXCEPT FOR EXPRESS WARRANTIES STATED ABOVE AND TO THE MAXIMUM EXTENT PERMITTED BY LAW, THE PRODUCTS ARE PROVIDED "AS IS" AND QFX DISCLAIMS ALL OTHER WARRANTIES, INCLUDING WITHOUT LIMITATION ANY IMPLIED WARRANTY (i) OF MERCHANTABILITY, (ii) OF FITNESS FOR A PARTICULAR PURPOSE, OR (iii) OF NON-INFRINGEMENT OF THIRD PARTY RIGHTS. TO THE MAXIMUM EXTENT PERMITTED BY APPLICABLE LAW, IN NO EVENT WILL QFX BE LIABLE TO CUSTOMER OR ANY THIRD PARTY FOR ANY INDIRECT, SPECIAL, INCIDENTAL, CONSEQUENTIAL, EXEMPLARY OR PUNITIVE DAMAGES, INCLUDING, WITHOUT LIMITATION, ANY LOST PROFITS OR REVENUES, LOSS OR INACCURACY OF ANY DATA OR COST OF SUBSTITUTE GOODS, REGARDLESS OF THE THEORY OF LIABILITY (INCLUDING NEGLIGENCE) AND EVEN IF QFX HAS BEEN ADVISED OF THE POSSIBILITY OF SUCH DAMAGES. QFX AGGREGATE LIABILITY TO CUSTOMER FOR ACTUAL DIRECT DAMAGES FOR ANY CAUSE WHATSOEVER SHALL BE LIMITED TO THE CUMULATIVE PRODUCT FEES PAID BY THAT CUSTOMER FOR THE PRODUCTS CAUSING THE DAMAGES, IF ANY.

This Warranty gives Customer specific rights, and Customer may also have other rights that vary from jurisdiction to jurisdiction. Warning: Some Products may contain components that are small enough to be swallowed. Please keep out of reach of children. In order for the return to be processed, you must send the Product PREPAID to the address below in the original packaging or reasonable substitute to prevent damage and include: (1) a dated sales receipt (which must have a purchase date that falls in the Warranty Period specified in the table below) that indicates the place of purchase, model number of Product, and amount paid, (2) a detailed description of Customer's problem with Product, (3) Customer's full name, phone number, and return address, (3) all of the accessories that came with the Product package must be sent along with the main Product, (4) a cashier's check or money order payable to QFX, Inc., in the amount specified for the item in the product table below for return shipping and handling. If in the case you cannot provide a money order or cashier's check, you can contact The QFX Customer Support Representative to arrange payment via credit card. No returned Product will be shipped back to a PO BOX. If a returned Product is found to have no problem and/or does not include ALL of the requirements indicated above, it may be returned back to the customer and will not be processed.

QFX USA®, Inc.
RMA Processing
Customer Support Department
2957 E. 46th Street | Vernon, CA 90058

support@qfxusa.com
(800) 864-CLUB (2582) or (323) 864-6900
qfxusa.com
Hours of Operation: Monday - Friday, 9am - 5pm PST

All prices and details below are for US Destinations excluding, Hawaii, Alaska and Puerto Rico. For excluded destinations and NON US destinations, please contact The QFX Customer Support Department directly for additional shipping fees and return instructions.

If you do not find your Product below, your Product model conflicts with multiple categories, and/or are unsure of which category the Product you have purchased will fall under, please contact our Customer Support Department for further instruction.

In order to determine the exact shipping cost that must be included with your prouuct or paid for the product being returned, please refer to the table below. Please find the product you wish to return by category or model number prefix. QFX will not provide any return or refund to any customer for merchandise and will only honor the Limited Warranty restrictions mentioned in this document.

Please make sure to follow all directions prior to shipping back your item. If you are not sure what the shipping cost for your item is, or if your item category conflicts in the table below, please feel free to contact the QFX Support Department for further assistance.

PRODUCT CATEGORY	HANDLING	LABOR	PARTS
Earphones, Headphones, Pocket Radios, & Small Bluetooth vSpeakers	$5.00	1 Year	1 Year
Personal Stereos	$10.00	1 Year	1 Year
Portable Radio/Cassette	$15.00	1 Year	1 Year
Large Portable Radio Cassette	$20.00	1 Year	1 Year
Mobile Audio	$10.00	1 Year	1 Year
Pro Audio SBX Systems	$75.00	1 Year	1 Year
Pro Audio PBX Systems	$75.00	1 Year	1 Year
Televisions	$25.00	1 Year	1 Year
Telephones	$10.00	1 Year	1 Year

THE WARRANTY AND REMEDY PROVIDED ABOVE ARE EXCLUSIVE AND IN LIEU OF ALL OTHER EXPRESSED OR IMPLIED WARRANTIES INCLUDING, BUT NOT LIMITED TO, THE IMPLIED WARRANTIES OF MERCHANTABILITY, NON-INFRINGEMENT OR FITNESS FOR A PARTICULAR PURPOSE. SOME LAWS DO NOT ALLOW THE EXCLUSION OF IMPLIED WARRANTIES. IF THESE LAWS APPLY, THEN ALL EXPRESSED OR IMPLIED WARRANTIES ARE LIMITED TO THE WARRANTY PERIOD IDENTIFIED ABOVE. UNLESS STATED HEREIN, ANY STATEMENT OR REPRESENTATIONS MADE BY ANY OTHER PERSONS OR FIRM ARE VOID. EXCEPT AS PROVIDED IN THIS WRITTEN WARRANTY, QFX SHALL NOT BE LIABLE FOR ANY LOSS, INCONVENIENCE, OR DAMAGE, INCLUDING DIRECT, SPECIAL, INCIDENTAL OR CONSEQUENTIAL DAMAGES, RESULTING FROM THE USE OR INABILITY TO USE THE QFX PRODUCT, WHETHER RESULTING FROM BREACH OF WARRANTY OR ANY OTHER LEGAL THEORY.

Some jurisdictions do not allow limitations on how long an implied warranty lasts, and some jurisdictions do not allow the exclusion or limitation of incidental or consequential damages, so the above limitations and exclusions may not apply to you. This warranty gives you special legal rights and you may have other rights which vary from jurisdiction to jurisdiction.

Copyright Protected 2023 ©

1-800-864-2582
Mon-Fri 9AM - 5PM (PST)

support@qfxusa.com
Mon-Fri 9AM - 5PM (PST)

www.qfxusa.com